



March 2026 Budget Reports
Executive Summary

CHIEF ADMINISTRATIVE OFFICE
CITY OF NEW ORLEANS

HELENA MORENO
MAYOR

JOSEPH I. GIARRUSSO III
CHIEF ADMINISTRATIVE OFFICER

April 30, 2026

Aisha R. Collier
Clerk of Council
1300 Perdido St., Room 1E09
New Orleans, LA 70112

Ms. Collier:

Attached please find the March 2026 reports for the Budget, Audit, and Board of Review Committee.

Sincerely,

Alyssa W. Rambeau
Director of Finance

EXECUTIVE SUMMARY

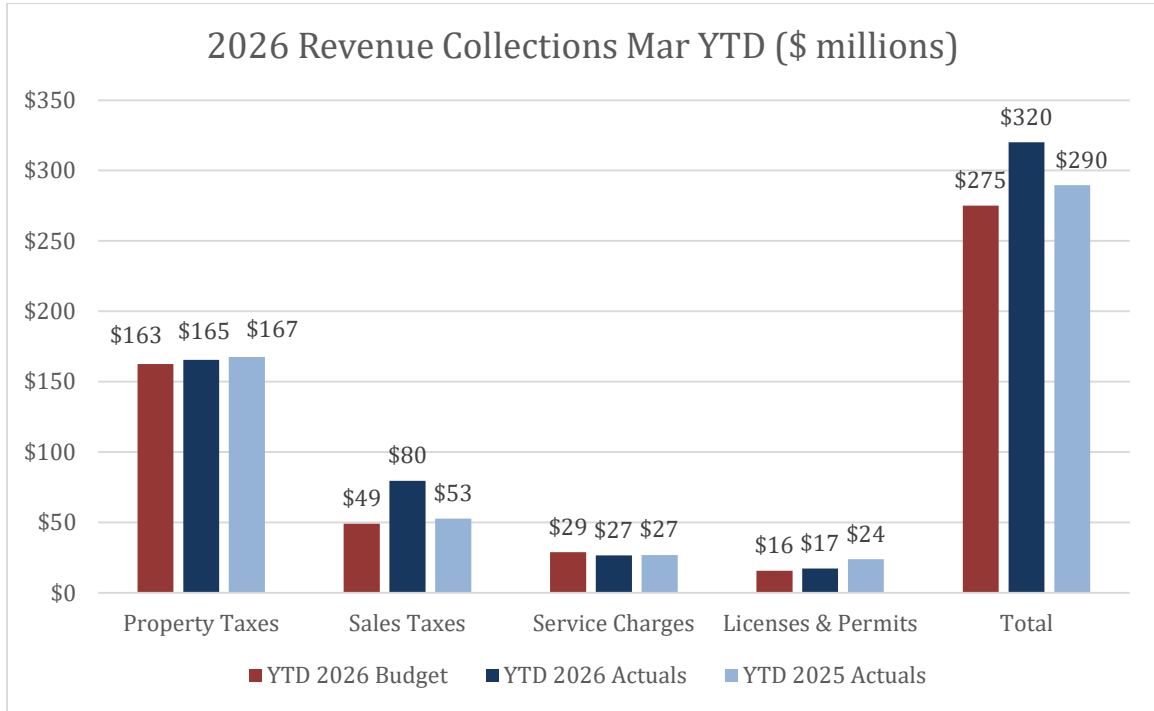
Budget reports submitted on April 30, 2026, provide detailed data regarding revenue collections, personnel and other operating expenditures, overtime spending, staffing levels, and financial activity by fund for the reporting period ending March 31, 2026.

The table below demonstrates the City’s financial position year-to-date ending March 31, 2026 (as of 4/24/26 available data). The expenditure budget is calculated as the total annual budget divided by 12 and adjusted for the current month, which provides a useful monthly benchmark; however, actual spending is not expected to occur evenly across the fiscal year. The revenue budget is the official 2026 Revenue Estimating Conference monthly forecast, divided by 12 and adjusted for the current month. The City’s actual revenues exceeded actual expenditures by \$71.5 million year-to-date through March 2026.

Financial Position as of 3/31/2026						
		Actuals		Budget	Variance	
		3/31/2026	YTD	YTD	Budget to YTD	
Revenues						
	Property Taxes	\$ 25,569,923	165,444,802	162,505,897	2,938,905	
	Other Taxes	36,446,593	79,531,767	48,942,761	30,589,006	
	Service Charges	6,456,552	26,631,791	28,785,702	(2,153,911)	
	Licenses & Permits	5,082,370	17,217,911	15,516,814	1,701,097	
	Other	22,799,229	31,252,100	19,345,094	11,907,006	
	Total Revenues	\$ 96,354,667	320,078,372	275,096,268	44,982,104	
Expenses						
	Personnel	\$ 27,437,721	105,947,251	116,405,503	10,458,252	
	Other Operating	19,242,630	67,442,865	83,531,997	16,089,132	
	Total Expenses	46,680,351	173,390,116	199,937,500	26,547,384	
	Net Position	49,674,316	146,688,255	75,158,768	71,529,487	

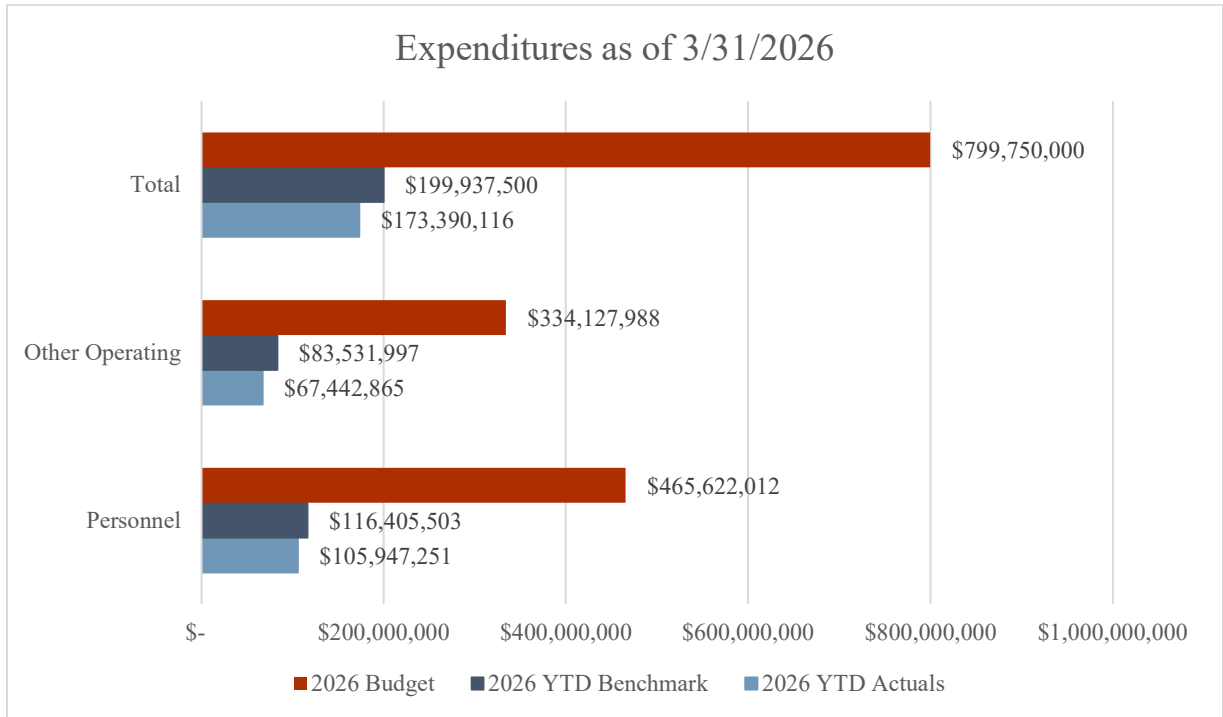
I. REVENUE COLLECTIONS REPORT

Year-to-date revenues totaled \$320 million through March 2026, exceeding the budgeted \$275 million and prior year collections of \$290 million. The favorable variance is primarily driven by stronger-than-expected sales tax revenues, while property tax collections were roughly in line. Overall, revenue performance is trending positively compared to both the budget and the prior year.



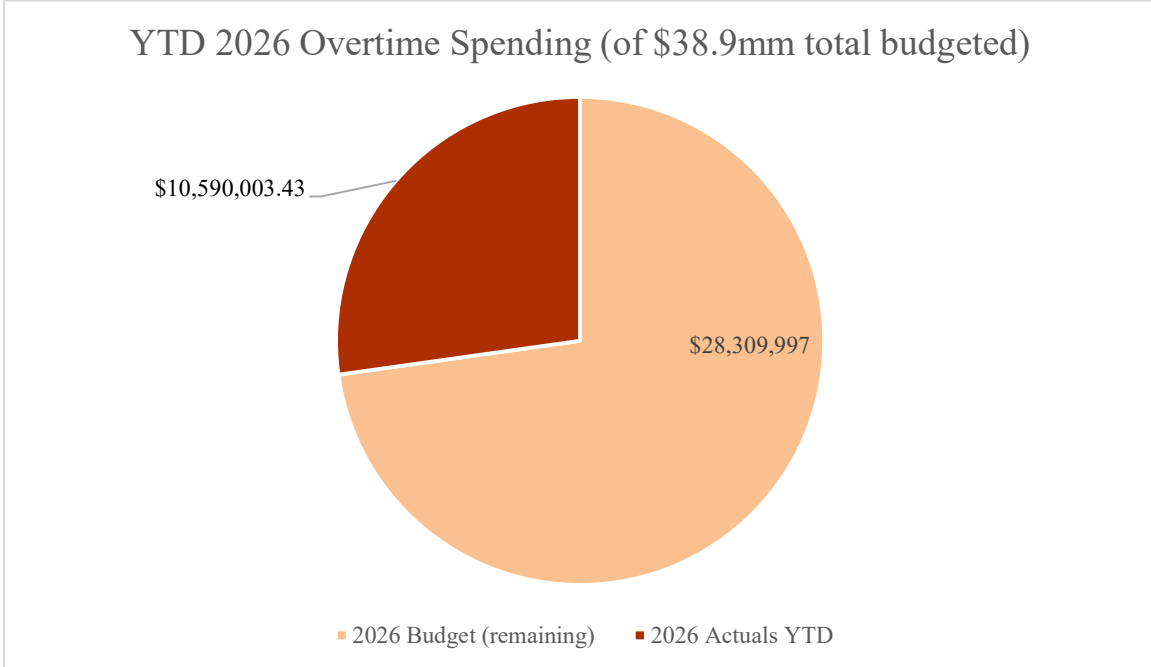
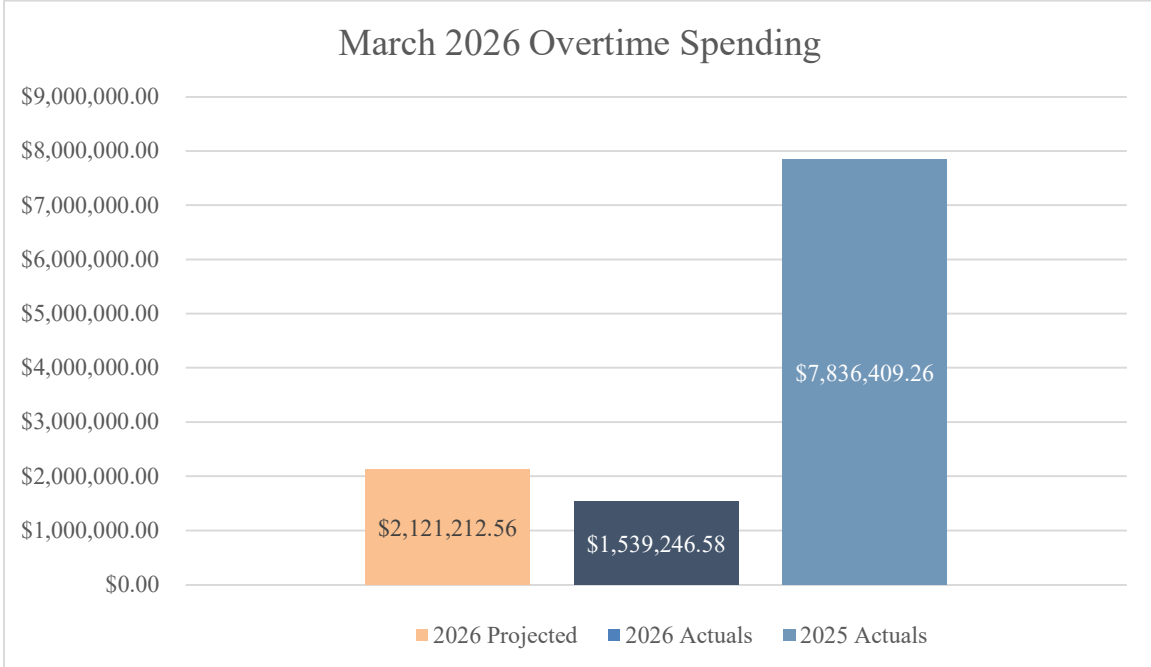
II. PERSONNEL AND OTHER OPERATING SPENDING REPORT

Year-to-date combined personnel and other operating spending totaled \$173.4 million through March 2026, which is 21.7% of the annual 2026 adopted budgeted expenses.



III. OVERTIME SPENDING REPORT

Overtime spending in March 2026 was favorable to the budget and prior-year actuals, as Mardi Gras 2025 occurred in March. Regardless, overtime spending is significantly below budget as the administration focuses on controls.



Note: 1) 2026 Total Budget is \$38.9M for overtime, and \$28.3M represents the remaining overtime budget. 2) YTD actual overtime includes ~\$283k for OPCD.

IV. STAFFING REPORT

As of March 31, 2026, there was a 7% vacancy rate, with 331 budgeted positions unfilled. Due to the hiring freeze, vacancies are not expected to be filled except for essential positions or those necessary for revenue generation. The largest vacancies were in the Aviation Board, Mayor's Office, Library, and New Orleans Recreation Development Commission.

2026 Budget	Current FTE	Vacancies	Vacancy Rate	Positions Filled
4782	4451	331	7%	93%

V. REVENUES AND EXPENDITURES BY FUND

As of 3/31/2026, the year-to-date unaudited General Fund Consolidated surplus, combined with the unaudited General Fund Consolidated 2025 end-of-year balance, totaled \$285 million. However, the 2025 end-of-year General Fund Consolidated balance is unaudited and subject to change with accruals. Additionally, projections on the General Fund Consolidated 2026 end-of-year balance cannot be made based on partial-year spending.

2025 Unaudited General Fund Consolidated Balance	2026 Unaudited General Fund Consolidated Balance as of 3/31/26	2026 Ending Unaudited General Fund Consolidated Balance
\$60,496,832.47	\$224,826,736.69	\$285,323,569.40