

May 1, 2026

Via Email Only

Clerk of Council
Council of the City of New Orleans
1300 Perdido Steet
Rm. 1E09
New Orleans, LA 70112

Re: Delta New Orleans Gas Company, LLC – May 2026 PGA Filing
File No. 35983.2

Dear Clerk:

Enclosed is the computation of the Purchased Gas Adjustment (“PGA”) applicable to Delta New Orleans Gas Company, LLC’s (“Delta New Orleans”) natural gas rate schedules for the May 2026 billing period, which is being filed pursuant to the New Orleans City Council’s (“NOCC” or the “Council”) PGA Resolutions R-95-361, R-03-272, R-05-518, and R-05-547 and Delta New Orleans Purchase Gas Adjustment Rider Schedule.

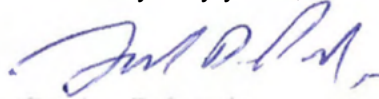
- | | |
|------------------------------------|--------------|
| 1. Customers on Rate Schedule LM-9 | \$3.3283/MCF |
| 2. All other customers | \$4.3484/MCF |

We are filing the following documents to support these purchase gas adjustments:

1. Attachment A of Rider Schedule PGA
2. Copy of backup worksheets
3. Copy of purchase gas invoices.

Delta New Orleans respectfully requests the Council accept this filing. If you have any questions concerning this filing, please do not hesitate to contact me.

Very truly yours,



Gordon D. Polozola

GP
Enclosure



**Delta
UtilitiesSM**

PURCHASED GAS ADJUSTMENT

DELTA NEW ORLEANS GAS COMPANY, LLC

201 Saint Charles Avenue, Suite 3000

New Orleans, LA, 70170

(833) 335-8299

FILED WITH:

COUNCIL OF THE CITY OF NEW ORLEANS

COMPANY CONTACT:


STACEY BORGSTADT

Director, Rates and Regulatory

AFFIDAVIT

STATE OF LOUISIANA
PARISH OF ORLEANS


BEFORE ME, the undersigned authority personally came and appeared, Kenny Malter, who after being duly sworn by me, did depose and say that he is the Vice President, Gas Supply of Delta Utilities, and is authorized to purchase fuel for Delta Utilities and is responsible for a part of the fuel purchases reported herein and that such purchases were contracted in arms-length bargaining at the lowest competitive price at which Delta Utilities could purchase consistent with sound engineering and business practices.



Vice President, Gas Supply
Delta Utilities

SWORN TO AND SUBSCRIBED

Before me this 28th day of April 2026



Notary Public or Official




Jennifer Barriere
Notary Public
State of Louisiana
Parish of Orleans
Notary ID # 152416
My Commission is for Life

AFFIDAVIT

STATE OF LOUISIANA
PARISH OF ORLEANS

BEFORE ME, the undersigned authority personally came and appeared, Stacey R. Borgstadt, who after being duly sworn, deposed that she is the person responsible for the preparation of the Purchase Gas Adjustment and all the information and calculations contained herein are, to the best of her knowledge and belief, true and correct.



Stacey R. Borgstadt

Director, Rates and Regulatory
Delta Utilities

SWORN TO AND SUBSCRIBED

Before me this 30th day of April 2026



Notary Public or Official



DELTA NEW ORLEANS COMPANY, LLC
PURCHASED GAS ADJUSTMENT RATE FORMULA

Data Based on Operations Month of
Applied to Bill in the Month of

March-26
May-26

LINE NO	DESCRIPTION	REFERENCE		
SECTION 1				
PURCHASED GAS RATES FOR BILLING MONTH				
1	Commodity Rate for All Rate Schedules in Billing Month Excluding Rate Schedule LM	Attachment A: P5, L9	\$2.9087	/MCF
2	Gas Rate for Rate Schedule LM in Billing Month	Attachment A: P5, L19	\$3.0050	/MCF
SECTION 2				
DEMAND CHARGE RATE FOR BILLING MONTH				
3	Demand Charge Rate for All Rate Schedules Excluding Rate Schedule LM Sales	Attachment A: P5, L11	\$1.4630	/MCF
SECTION 3				
(OVER) / UNDER SURCHARGE RATES FOR BILLING MONTH				
4	(Over) / Under Surcharge Rate for All Rate Schedules Excluding Rate Schedule LM Sales	Attachment A: P2, L9	(\$0.0233)	/MCF
5	(Over) / Under Surcharge Rate for Rate Schedule LM Sales	Attachment A: P3, L9	\$0.3233	/MCF
SECTION 4				
PURCHASED GAS ADJUSTMENT RATES FOR BILLING MONTH				
6	Purchased Gas Rate for All Rate Schedules Excluding Rate Schedule LM	L1 + L3 + L4	\$4.3484	/MCF
7	Purchased Gas Rate for Rate Schedule LM	L2 + L5	\$3.3283	/MCF

DELTA NEW ORLEANS COMPANY, LLC
SURCHARGE FOR (OVER) / UNDER BILLING RECOVERY

Data Based on Operations Month of
Applied to Bill in the Month of

March-26
May-26

LINE NO	DESCRIPTION	REFERENCE		
SECTION 1				
INTEREST FOR (OVER)/UNDER BALANCE FOR ALL RATE SCHEDULES EXCLUDING RATE SCHEDULE LM				
1	Beginning-of-Month (Over)/Under Balance from Operations Month		\$1,290,595.57	
2	End-of-Month Cumulative (Over)/Under Balance from Operations Month Before Interest	L1 + L8	(\$154,587.59)	
3	Interest on Average of Beginning-of-Month and End-of-Month Cumulative (Over)/Under Balance from Operations Month	((L1 + L2) / 2) * (Prime Rate / 12)	\$3,195.02	
4	End-of-Month Cumulative (Over)/Under Balance from Operations Month	L2 + L3	(\$151,392.57)	
SECTION 2				
SURCHARGE FOR ALL RATE SCHEDULES EXCLUDING RATE SCHEDULE LM				
5	Sales for 12 Months Ending with Operations Month	(WP2 L1)	6,500,372	MCF
6	Cost of Gas for Purchased Gas Adjustment	Attachment A: P4 L8		\$3,214,375.71
7	Operations Month PGA Revenues	WP5		\$4,659,558.87
8	(Over) / Under for Operations Month	L6 - L7	(\$1,445,183.16)	
9	(Over) / Under Surcharge Rate for All Sales in Billing Month Excluding Rate Schedule LM Sales	L4 / L5		(\$0.0233) \$/MCF

Note: Prime rate as reported in the Wall Street Journal on the last business day of the operations month was

6.75%

DELTA NEW ORLEANS COMPANY, LLC
SURCHARGE FOR (OVER) / UNDER BILLING RECOVERY - RATE SCHEDULE LM
 Data Based on Operations Month of **March-26**
 Applied to Bill in the Month of **May-26**

LINE NO	DESCRIPTION	REFERENCE		
SECTION 1				
INTEREST FOR (OVER)/UNDER BALANCE FOR RATE SCHEDULE LM				
1	Month		<u>\$300,736.29</u>	
2	End-of-Month Cumulative (Over)/Under Balance from Operations Month Before Interest	L1 + L8	<u>\$245,037.42</u>	
3	Interest on Average of Beginning-of-Month and End-of-Month Cumulative (Over)/Under Balance from Operations Month	((L1 + L2) / 2) * (Prime Rate / 12)	<u>\$1,534.99</u>	
4	End-of-Month Cumulative (Over)/Under Balance from Operations Month	L2 + L3	<u>\$246,572.41</u>	
SECTION 2				
SURCHARGE FOR RATE SCHEDULE LM				
5	Sales for 12 Months Ending with Operations Month	(WP2 L1)	<u>762,637</u>	MCF
6	Cost of Gas for Purchased Gas Adjustment	Attachment A: P4 L16		<u>\$73,738.14</u>
7	Collections from Sales in Operations Month	WP5		<u>\$129,437.01</u>
8	(Over) / Under for Operations Month	L6 - L7	<u>(\$55,698.87)</u>	
9	(Over) / Under Surcharge Rate for Rate Schedule LM Sales in Billing Month	L4 / L5		<u>\$0.3233</u> \$/MCF

Note: Prime rate as reported in the Wall Street Journal on the last business day of the operations month was

6.75%

DELTA NEW ORLEANS COMPANY, LLC
ACTUAL COSTS FOR OPERATION MONTH

Data Based on Operations Month of
Applied to Bill in the Month of

March-26
May-26

LINE NO	DESCRIPTION	REFERENCE	
SECTION 1			
SCHEDULE LM ⁽¹⁾			
1	Commodity Cost of Gas Purchases in Operations Month	(WP2 L3)	<u>\$1,538,395.31</u>
2	Hedging Results in Operations Month	(WP2 L6)	<u>\$0.00</u>
3	Storage Withdrawals in Operations Month	(WP2 L7)	<u>\$537,749.15</u>
4	Prior Period Adjustments	(WP2 L4)	<u>(\$31,089.14)</u>
5	Demand Charges for Gas Purchases in Operations Month (97.544% of Fixed Charges per Resolution R-00-650)	(WP2 L8)	<u>\$1,169,982.03</u>
6	Credits Per Resolution R-92-111	(WP2 L9)	<u>(\$661.64)</u>
7	Other Costs Includable in the PGA	(WP2 L10)	<u>\$0.00</u>
8	Cost of Gas for Purchased Gas Adjustment	L1 + L2 + L3 + L4 + L5 + L6 + L7	<u>\$3,214,375.71</u>
SECTION 2			
COSTS FOR RATE SCHEDULE LM ⁽¹⁾			
9	Commodity Cost of Gas Purchases in Operations Month	(WP2 L3)	<u>\$33,320.38</u>
10	Hedging Results in Operations Month	(WP2 L6)	<u>\$0.00</u>
11	Storage Withdrawals in Operations Month	(WP2 L7)	<u>\$11,647.20</u>
12	Prior Period Adjustments	(WP2 L4)	<u>(\$673.37)</u>
13	Demand Charges for Gas Purchases in Operations Month (2.456% of Fixed Charges per Resolution R-00-650)	(WP2 L8)	<u>\$29,458.25</u>
14	Credits Per Resolution R-92-111 and Resolution R-98-721	(WP2 L9)	<u>(\$14.33)</u>
15	Other Costs Authorized for Inclusion in the PGA	(WP2 L10)	<u>\$0.00</u>
16	Cost of Gas for Purchased Gas Adjustment	L9 + L10 + L11 + L12 + L13 + L14 + L15	<u>\$73,738.14</u>

(1) Costs/Credits other than fixed charges for gas purchases are allocated on a sales basis between "All Rate Schedules - Excluding Rate Schedule LM" and "Rate Schedule LM." Demand Charges shall include all monthly fixed charges including but not limited to Demand, Reservation and Capacity Charges.

DELTA NEW ORLEANS COMPANY, LLC
BILLING MONTH ESTIMATED COSTS AND SALES

Data Based on Operations Month of
Applied to Bill in the Month of

March-26
May-26

LINE NO	DESCRIPTION	REFERENCE		
SECTION 1				
		PURCHASES		
1	MCF Purchases In Billing Month	(WP4)(g)	<u>525,772</u>	MCF
SECTION 2				
	ESTIMATED SALES AND COSTS FOR ALL RATE SCHEDULES EXCLUDING RATE SCHEDULE LM ⁽¹⁾			
2	MCF Sales in Billing Month	(WP1 L1)	<u>372,447</u>	MCF
3	Sales for 12 Months Ending with Operations Month	(WP2 L1)	<u>6,500,372</u>	MCF
4	Commodity Cost of Gas Purchases in Billing Month	(WP1 L2)	<u>\$1,083,326.33</u>	
5	Hedging Results in Billing Month	(WP1 L3)	<u>\$0.00</u>	
6	Storage Withdrawals in Billing Month	(WP1 L4)	<u>\$0.00</u>	
7	Credits Per Resolution R-92-111 & Resolution R-18-38 in Billing Month	(WP1 L6)+(WP1 L7)	<u>\$0.00</u>	
8	Cost of Commodity Gas for Purchased Gas Adjustment in Billing Month	L4 + L5 + L6 + L7	<u>\$1,083,326.33</u>	
9	Commodity Rate for All Rate Schedules in Billing Month Excluding Rate Schedule LM	L8 / L2		<u>\$2.9087</u> \$/MCF
10	Demand Charges for Gas Purchases for 12 months ending with Operations Month (97.544% of Demand Charges per Resolution R-00-650)	(WP3.1 L14)	<u>\$9,510,164.75</u>	
11	Demand Charge Rate for All Rate Schedules in Billing Month Excluding Rate Schedule LM	L10 / L3		<u>\$1.4630</u> \$/MCF
SECTION 3				
	ESTIMATED SALES AND COSTS FOR RATE SCHEDULE LM ⁽¹⁾			
12	MCF Sales in Billing Month	(WP1 L1)	<u>128,989</u>	MCF
13	Commodity Cost of Gas Purchases in Billing Month	(WP1 L2)	<u>\$375,188.30</u>	
14	Hedging Results in Billing Month	(WP1 L3)	<u>\$0.00</u>	
15	Storage Withdrawals in Billing Month	(WP1 L4)	<u>\$0.00</u>	
16	Demand Charges for Gas Purchases in Billing Month (2.456% of Demand Charges per Resolution R-00-650)	(WP1 L5)	<u>\$12,424.92</u>	
17	Credits Per Resolution R-92-111 & Resolution R-18-38 in Billing Month	(WP1 L6)	<u>\$0.00</u>	
18	Cost of Gas for Purchased Gas Adjustment in Billing Month	L13 + L14 + L15 + L16 + L17	<u>\$387,613.22</u>	
19	Gas Rate for Rate Schedule LM in Billing Month	L18 / L12		<u>\$3.0050</u> \$/MCF

(1) Costs/Credits other than fixed charges for gas purchases are allocated on a sales basis between "All Rate Schedules - Excluding Rate Schedule LM" and "Rate Schedule LM." Demand Charges shall include all monthly fixed charges including but not limited to Demand, Reservation and Capacity Charges.

DELTA NEW ORLEANS COMPANY, LLC
 ALLOCATION OF ESTIMATED GAS COSTS PER RESOLUTION R-00-650
 APPLIED TO BILLS FOR THE MONTH OF

May-26

	TOTAL ESTIMATED MCF SALES	CUSTOMERS EXCL. LM	% OF TOTAL	LM CUSTOMERS	% OF TOTAL
1. EST. MCF SALES (From WP4(f) and WP4.1 Avg)	501,436	372,447	74.276%	128,989	25.724%
2. EST. COMMODITY PURCHASES	TOTAL ESTIMATED GAS COSTS	ALLOCATED TO CUSTOMERS EXCL. LM		ALLOCATED TO LM CUSTOMERS	
APACHE (From WP3)	\$0.00	\$0.00		\$0.00	
ATMOS/BRIDGELINE (From WP3)	460,962.03	\$342,384.16		\$118,577.87	
GSPL NNS TRANSPORTATION (From WP3)	7,027.54	\$5,219.78		\$1,807.76	
TRANSLA (From WP3)	0.00	\$0.00		\$0.00	
CES via GSPL NNS (From WP3)	990,525.06	\$735,722.39		\$254,802.67	
TOTAL EST. COMMODITY PURCHASES	<u>\$1,458,514.63</u>	<u>\$1,083,326.33</u>	74.276%	<u>\$375,188.30</u>	25.724%
3. ESTIMATED HEDGING RESULTS (From WP3.2)	\$0.00	\$0.00	74.276%	\$0.00	25.724%
4. ESTIMATED STORAGE WITHDRAWALS (From WP3)	\$0.00	\$0.00	74.276%	\$0.00	25.724%
5. EST. GAS FIXED CHARGES (See Note Below)					
BRIDGELINE GAS DEMAND (STORAGE) (From WP3)	\$137,000.75	\$133,636.01		\$3,364.74	
TEXLA (From WP3)	0.00	0.00		0.00	
SPOTLIGHT (From WP3)	0.00	0.00		0.00	
DTE (From WP3)	0.00	0.00		0.00	
GSPL NNS DEMAND (From WP3)	368,900.00	359,839.82		9,060.18	
CALLS (From WP3)	0.00	0.00		0.00	
GSPL RESERVATION FEE (From WP3)	0.00	0.00		0.00	
WGR RESERVATION FEE (From WP3)	0.00	0.00		0.00	
TOTAL EST. GAS FIXED CHARGES	<u>\$505,900.75</u>	<u>\$493,475.83</u>	97.544%	<u>\$12,424.92</u>	2.456%
6. CREDITS PER RESOLUTION R-92-111 (From WP6 L2)		\$0.00	74.276%	\$0.00	25.724%
7. CREDITS FOR PRIOR PERIOD ADJUSTMENTS		\$0.00	74.276%	\$0.00	25.724%
TOTAL EST. COST OF GAS FOR PGA (L2 + L3 + L4 + L5 + L6)	<u>\$1,964,415.38</u>	<u>\$1,576,802.16</u>		<u>\$387,613.22</u>	

Note:
 Demand charges for the current month are used only for the calculation of the LM rate. See WP3.1 for the calculation of demand charges for all other customers.

DELTA NEW ORLEANS COMPANY, LLC
 ALLOCATION OF ACTUAL GAS COSTS PER RESOLUTION R-00-650
 FOR THE OPERATIONS MONTH OF

March-26

	TOTAL ACTUAL MCF SALES	CUSTOMERS EXCL. LM	% OF TOTAL	LM CUSTOMERS	% OF TOTAL
1. 12 MONTHS MCF SALES (From WP5 L13)	7,263,009	6,500,372	89.500%	762,637	10.500%
2. CURRENT MONTH MCF SALES (From WP5 L12)	704,218	689,288	97.880%	14,930	2.120%
	TOTAL ACTUAL MCF PURCHASES	TOTAL ACTUALS	ALLOCATED TO CUSTOMERS	ALLOCATED TO LM	
3. COMMODITY COST OF GAS PURCHASES					
SW ENERGY	0	\$0.00	\$0.00	\$0.00	
ATMOS	100,800	\$341,851.25	\$334,604.00	\$7,247.25	
SYMMETRY	477,895	\$1,510,986.37	\$1,478,953.46	\$32,032.91	
BP	0	\$0.00	\$0.00	\$0.00	
BBT-SIGCO	0	\$0.00	\$0.00	\$0.00	
CNG	0	\$0.00	\$0.00	\$0.00	
TEXLA	0	\$0.00	\$0.00	\$0.00	
DTE	0	\$0.00	\$0.00	\$0.00	
RevLNG	0	\$0.00	\$0.00	\$0.00	
ENOI POWER Imbalance	0	\$0.00	\$0.00	\$0.00	
NJ	(84,421)	(\$281,121.93)	(275,162.15)	(\$5,959.78)	
SUBTOTAL	494,274	\$1,571,715.69	\$1,538,395.31	\$33,320.38	2.120%
PRIOR PERIOD ADJUSTMENTS					
ATMOS	0	\$0.00	\$0.00	\$0.00	
GSPL	0	\$0.00	\$0.00	\$0.00	
SYMMETRY	0	(\$31,762.50)	(\$31,089.14)	(\$673.37)	
CENTERPOINT	0	\$0.00	\$0.00	\$0.00	
Sept (Jul Ops) Revenue Correction - Non-LM impact	0	\$0.00	\$0.00	\$0.00	0.000%
All Over/Under Corrections - LM impact	0	\$0.00	\$0.00	\$0.00	100.000%
Nov. Loss Factor Correction - Non-LM impact	0	\$0.00	\$0.00	\$0.00	0.000%
Nov. Loss Factor Correction - LM impact	0	\$0.00	\$0.00	\$0.00	100.000%
TOTAL PRIOR PERIOD ADJUSTMENTS	0	(\$31,762.50)	(\$31,089.14)	(\$673.37)	2.120%
5. TOTAL COMMODITY COST OF GAS (L3 + L4)	494,274	\$1,539,953.19	\$1,507,306.18	\$32,647.02	
6. HEDGING RESULTS (From WP2.1)		\$0.00	0.00	0.00	2.120%
7. GAS STORAGE (From WP2.2 Resale and WP7)	127,274	\$549,396.35	537,749.15	11,647.20	2.120%
8. GAS FIXED CHARGES					
BRIDGELINE/ENLINK GAS DEMAND		\$137,000.75	\$133,636.01	\$3,364.74	
BRIDGELINE GAS DEMAND-Prior Period Adj		\$0.00	\$0.00	\$0.00	
CENTERPOINT - PRIOR PERIOD ADJ		\$0.00	\$0.00	\$0.00	
DRW		\$0.00	0.00	0.00	
SPOTLIGHT		\$0.00	0.00	0.00	
GSPL / CENTERPOINT Reservation Fee		\$1,062,439.53	1,036,346.02	26,093.51	
DTE		\$0.00	0.00	0.00	
TOTAL GAS FIXED CHARGES		\$1,199,440.28	\$1,169,982.03	\$29,458.25	2.456%
9. CREDITS PER RESOLUTION R-92-111 (From WP6 L2)		(\$675.97)	(\$661.64)	(\$14.33)	2.120%
10. OTHER COSTS INCLUDABLE (From WP6 L1)		\$0.00	\$0.00	\$0.00	2.120%
11. TOTAL COST OF GAS FOR PGA (L5 + L6 + L7 + L8 + L9 + L10)		\$3,288,113.85	\$3,214,375.71	\$73,738.14	

DELTA NEW ORLEANS COMPANY, LLC
 ACTUAL HEDGING RESULTS
 FOR THE OPERATIONS MONTH OF **March-26**

Counterparty	(a) Volume Hedged MMBTU	(b) Settlement Price \$	(c) Contract Price \$	(d) Gain/(Loss)\$ (a X (b-c))
MITSUI BUSSAN	-	\$0.0000	\$0.000	\$0.00
MITSUI BUSSAN	-	\$0.0000	\$0.000	\$0.00
MITSUI BUSSAN	-	\$0.0000	\$0.000	\$0.00
MITSUI BUSSAN	-	\$0.0000	\$0.000	\$0.00
MITSUI BUSSAN	-	\$0.0000	\$0.000	\$0.00
MITSUI BUSSAN	-	\$0.0000	\$0.000	\$0.00
MITSUI BUSSAN	-	\$0.0000	\$0.000	\$0.00
MITSUI BUSSAN	-	\$0.0000	\$0.000	\$0.00
MITSUI BUSSAN	-	\$0.0000	\$0.000	\$0.00
MITSUI BUSSAN	-	\$0.0000	\$0.000	\$0.00
MITSUI BUSSAN	-	\$0.0000	\$0.000	\$0.00
MITSUI BUSSAN	-	\$0.0000	\$0.000	\$0.00
MITSUI BUSSAN	-	\$0.0000	\$0.000	\$0.00
BANK OF AMERICA	-	\$0.0000	\$0.000	\$0.00
BANK OF AMERICA	-	\$0.0000	\$0.000	\$0.00
BANK OF AMERICA	-	\$0.0000	\$0.000	\$0.00
BANK OF AMERICA	-	\$0.0000	\$0.000	\$0.00
BANK OF AMERICA	-	\$0.0000	\$0.000	\$0.00
Total	<u>0</u>			<u>\$0.00</u>

DELTA NEW ORLEANS COMPANY, LLC
GAS/OIL INVOICES

CURRENT MONTH INVOICES LAG

<u>SUPPLIER</u>	<u>AMOUNT</u>	<u>REASON</u>
	\$0.00	

PRIOR MONTH INVOICES RECEIVED

<u>SUPPLIER</u>	<u>AMOUNT</u>	<u>REASON</u>
	\$0.00	

YEAR	MONTH	ACTIVITY TYPE	VENDOR NAME	MMBTU	\$/MMBTU	NET COST	TAX	TOTAL \$	
2021	Jan	WITHDRAWAL	STORAGE	(409,322)	\$1.7759	(\$726,914.94)	\$0.00	(\$726,914.94)	
	Jan	INJECTION			\$0.0000	\$0.00	\$0.00	\$0.00	
	Jan	FUEL RETENTION (at 1.8%)			\$0.0000	\$0.00	\$0.00	\$0.00	
	Dec	CARRYING COSTS			\$0.0000	\$3,159.55	\$0.00	\$3,159.55	
	Feb	WITHDRAWAL	STORAGE	(183,301)	\$1.7910	(\$328,292.09)	\$0.00	(\$328,292.09)	
	Feb	INJECTION			\$0.0000	\$0.00	\$0.00	\$0.00	
	Feb	FUEL RETENTION (at 1.8%)			\$0.0000	\$0.00	\$0.00	\$0.00	
	Jan	CARRYING COSTS			\$0.0000	\$1,992.95	\$0.00	\$1,992.95	
	Mar	WITHDRAWAL			\$0.0000	\$0.00	\$0.00	\$0.00	
	Mar	INJECTION			\$0.0000	\$0.00	\$0.00	\$0.00	
	Mar	FUEL RETENTION (at 1.8%)			\$0.0000	\$0.00	\$0.00	\$0.00	
	Feb	CARRYING COSTS			\$0.0000	\$571.00	\$0.00	\$571.00	
	Apr	WITHDRAWAL			\$0.0000	\$0.00	\$0.00	\$0.00	
	Apr	INJECTION		226,830	\$2.6799	\$607,885.65	\$0.00	\$607,885.65	
	Apr	FUEL RETENTION (at 1.8%)			\$0.0000	\$0.00	\$0.00	\$0.00	
	Mar	CARRYING COSTS			\$0.0000	\$129.91	\$0.00	\$129.91	
	May	WITHDRAWAL			(6,158)	\$2.6007	(\$16,015.11)	\$0.00	(\$16,015.11)
	May	INJECTION		234,391	\$3.0074	\$704,897.92	\$0.00	\$704,897.92	
	May	FUEL RETENTION (@ 1.8%)			\$0.0000	\$0.00	\$0.00	\$0.00	
	Apr	CARRYING COSTS			\$0.0000	\$954.04	\$0.00	\$954.04	
	Jun	WITHDRAWAL			\$0.0000	\$0.00	\$0.00	\$0.00	
	Jun	INJECTION		197,180	\$3.1909	\$629,168.55	\$0.00	\$629,168.55	
	Jun	FUEL RETENTION (@ 1.8%)			\$0.0000	\$0.00	\$0.00	\$0.00	
	May	CARRYING COSTS			\$0.0000	\$2,711.55	\$0.00	\$2,711.55	
	Jul	WITHDRAWAL			\$0.0000	\$0.00	\$0.00	\$0.00	
	Jul	INJECTION			\$0.0000	\$0.00	\$0.00	\$0.00	
	Jul	FUEL RETENTION (@ 1.8%)			\$0.0000	\$0.00	\$0.00	\$0.00	
	Jun	CARRYING COSTS			\$0.0000	\$4,501.38	\$0.00	\$4,501.38	
	Aug	WITHDRAWAL			(4,968)	\$2.9251	(\$14,531.90)	\$0.00	(\$14,531.90)
	Aug	INJECTION			\$0.0000	\$0.00	\$0.00	\$0.00	
	Aug	FUEL RETENTION (@ 1.8%)			\$0.0000	\$0.00	\$0.00	\$0.00	
	Jul	CARRYING COSTS			\$0.0000	\$5,363.14	\$0.00	\$5,363.14	
	Sep	WITHDRAWAL			\$0.0000	\$0.00	\$0.00	\$0.00	
	Sep	INJECTION			\$0.0000	\$0.00	\$0.00	\$0.00	
	Sep	FUEL RETENTION (@ 1.8%)			\$0.0000	\$0.00	\$0.00	\$0.00	
	Aug	CARRYING COSTS			\$0.0000	\$5,356.82	\$0.00	\$5,356.82	
	Oct	WITHDRAWAL			\$0.0000	\$0.00	\$0.00	\$0.00	
	Oct	INJECTION			\$0.0000	\$0.00	\$0.00	\$0.00	
	Oct	FUEL RETENTION (@ 1.8%)			\$0.0000	\$0.00	\$0.00	\$0.00	
	Sep	CARRYING COSTS			\$0.0000	\$5,351.66	\$0.00	\$5,351.66	
	Nov	WITHDRAWAL			\$0.0000	\$0.00	\$0.00	\$0.00	
	Nov	INJECTION			\$0.0000	\$0.00	\$0.00	\$0.00	
	Nov	FUEL RETENTION (@ 1.8%)			\$0.0000	\$0.00	\$0.00	\$0.00	
	Oct	CARRYING COSTS			\$0.0000	\$5,366.16	\$0.00	\$5,366.16	
	Dec	WITHDRAWAL			\$2.1500	\$0.00	\$0.00	\$0.00	
	Dec	INJECTION			\$0.0000	\$0.00	\$0.00	\$0.00	
	Dec	FUEL RETENTION (@ 1.8%)			\$0.0000	\$0.00	\$0.00	\$0.00	
	Nov	CARRYING COSTS			\$0.0000	\$5,380.67	\$0.00	\$5,380.67	
	2021 Running Balance				673,892		\$1,994,774.44		\$1,994,774.44
	2021 Total Activity				54,652		\$897,036.91		\$897,036.91
	2022	Jan	WITHDRAWAL	STORAGE	(307,264)	\$2.9649	(\$911,007.03)	\$0.00	(\$911,007.03)
		Jan	INJECTION			\$0.0000	\$0.00	\$0.00	\$0.00
		Jan	FUEL RETENTION (at 1.8%)			\$0.0000	\$0.00	\$0.00	\$0.00
		Dec	CARRYING COSTS			\$0.0000	\$5,395.23	\$0.00	\$5,395.23
		Feb	WITHDRAWAL	STORAGE	(269,858)	\$2.9797	(\$804,095.88)	\$0.00	(\$804,095.88)
		Feb	INJECTION			\$0.0000	\$0.00	\$0.00	\$0.00
		Feb	FUEL RETENTION (at 1.8%)			\$0.0000	\$0.00	\$0.00	\$0.00
Jan		CARRYING COSTS			\$0.0000	\$4,176.16	\$0.00	\$4,176.16	
Mar		WITHDRAWAL	STORAGE	(97,875)	\$3.0235	(\$295,925.06)	\$0.00	(\$295,925.06)	
Mar		INJECTION		1,129	\$5.8600	\$6,739.00	\$0.00	\$6,739.00	
Mar		FUEL RETENTION (at 1.8%)			\$0.0000	\$0.00	\$0.00	\$0.00	
Feb		CARRYING COSTS			\$0.0000	\$1,866.59	\$0.00	\$1,866.59	
Apr		WITHDRAWAL			\$0.0000	\$0.00	\$0.00	\$0.00	
Apr		INJECTION		218,553	\$5.9875	\$1,332,574.86	\$0.00	\$1,332,574.86	
Apr		FUEL RETENTION (at 1.8%)			\$0.0000	\$0.00	\$0.00	\$0.00	
Mar		CARRYING COSTS			\$0.0000	\$394.29	\$0.00	\$394.29	
May		WITHDRAWAL			\$0.0000	\$0.00	\$0.00	\$0.00	
May		INJECTION		233,999	\$7.7552	\$1,848,054.50	\$0.00	\$1,848,054.50	
May		FUEL RETENTION (at 1.8%)			\$0.0000	\$0.00	\$0.00	\$0.00	
Apr		CARRYING COSTS			\$0.0000	\$1,949.52	\$0.00	\$1,949.52	
Jun		WITHDRAWAL			\$0.0000	\$0.00	\$0.00	\$0.00	
Jun		INJECTION		226,830	\$8.5504	\$1,939,484.50	\$0.00	\$1,939,484.50	
Jun		FUEL RETENTION (@ 1.8%)			\$0.0000	\$0.00	\$0.00	\$0.00	
May		CARRYING COSTS			\$0.0000	\$7,532.98	\$0.00	\$7,532.98	
Jul		WITHDRAWAL			\$0.0000	\$0.00	\$0.00	\$0.00	
Jul		INJECTION			\$0.0000	\$0.00	\$0.00	\$0.00	
Jul		FUEL RETENTION (@ 1.8%)			\$0.0000	\$0.00	\$0.00	\$0.00	
Jun		CARRYING COSTS			\$0.0000	\$16,460.35	\$0.00	\$16,460.35	
Aug		WITHDRAWAL			\$0.0000	\$0.00	\$0.00	\$0.00	
Aug		INJECTION			\$0.0000	\$0.00	\$0.00	\$0.00	
Aug	FUEL RETENTION (@ 1.8%)			\$0.0000	\$0.00	\$0.00	\$0.00		
Jul	CARRYING COSTS			\$0.0000	\$23,558.99	\$0.00	\$23,558.99		

YEAR	MONTH	ACTIVITY TYPE	VENDOR NAME	MMBTU	\$/MMBTU	NET COST	TAX	TOTAL \$
	Sep	WITHDRAWAL			\$0.0000	\$0.00	\$0.00	\$0.00
	Sep	INJECTION			\$0.0000	\$0.00	\$0.00	\$0.00
	Sep	FUEL RETENTION (@ 1.8%)			\$0.0000	\$0.00	\$0.00	\$0.00
	Aug	CARRYING COSTS			\$0.0000	\$23,650.71	\$0.00	\$23,650.71
	Oct	WITHDRAWAL			\$0.0000	\$0.00	\$0.00	\$0.00
	Oct	INJECTION			\$0.0000	\$0.00	\$0.00	\$0.00
	Oct	FUEL RETENTION (@ 1.8%)			\$0.0000	\$0.00	\$0.00	\$0.00
	Sep	CARRYING COSTS			\$0.0000	\$26,998.74	\$0.00	\$26,998.74
	Nov	WITHDRAWAL			\$0.0000	\$0.00	\$0.00	\$0.00
	Nov	INJECTION			\$0.0000	\$0.00	\$0.00	\$0.00
	Nov	FUEL RETENTION (@ 1.8%)			\$0.0000	\$0.00	\$0.00	\$0.00
	Oct	CARRYING COSTS			\$0.0000	\$27,130.64	\$0.00	\$27,130.64
	Dec	WITHDRAWAL	STORAGE	(95,376)	\$7.6456	(\$729,206.75)	\$0.00	(\$729,206.75)
	Dec	INJECTION			\$0.0000	\$0.00	\$0.00	\$0.00
	Dec	FUEL RETENTION (@ 1.8%)			\$0.0000	\$0.00	\$0.00	\$0.00
	Nov	CARRYING COSTS			\$0.0000	\$30,544.20	\$0.00	\$30,544.20
2022 Running Balance				584,030		\$4,582,432.73		\$4,582,432.73
2022 Total Activity				(89,862)		\$2,556,276.54		\$2,556,276.54
2023	Jan	WITHDRAWAL	STORAGE	(93,455)	\$7.6973	(\$719,351.17)	\$0.00	(\$719,351.17)
	Jan	INJECTION			\$0.0000	\$0.00	\$0.00	\$0.00
	Jan	FUEL RETENTION (at 1.8%)			\$0.0000	\$0.00	\$0.00	\$0.00
	Dec	CARRYING COSTS			\$0.0000	\$30,627.39	\$0.00	\$30,627.39
	Feb	WITHDRAWAL		(219,072)	\$7.7588	(\$1,699,735.83)	\$0.00	(\$1,699,735.83)
	Feb	INJECTION			\$0.0000	\$0.00	\$0.00	\$0.00
	Feb	FUEL RETENTION (at 1.8%)			\$0.0000	\$0.00	\$0.00	\$0.00
	Jan	CARRYING COSTS			\$0.0000	\$26,291.81	\$0.00	\$26,291.81
	Mar	WITHDRAWAL		(271,384)	\$7.8531	(\$2,131,205.69)	\$0.00	(\$2,131,205.69)
	Mar	INJECTION			\$0.0000	\$0.00	\$0.00	\$0.00
	Mar	FUEL RETENTION (at 1.8%)			\$0.0000	\$0.00	\$0.00	\$0.00
	Feb	CARRYING COSTS			\$0.0000	\$19,540.37	\$0.00	\$19,540.37
	Apr	WITHDRAWAL			\$0.0000	\$0.00	\$0.00	\$0.00
	Apr	INJECTION		226,830	\$2.2880	\$518,995.10	\$0.00	\$518,995.10
	Apr	FUEL RETENTION (at 1.8%)			\$0.0000	\$0.00	\$0.00	\$0.00
	Mar	CARRYING COSTS			\$0.0000	\$7,553.67	\$0.00	\$7,553.67
	May	WITHDRAWAL			\$0.0000	\$0.00	\$0.00	\$0.00
	May	INJECTION		233,962	\$0.0000	\$546,665.42	\$0.00	\$546,665.42
	May	FUEL RETENTION (@ 1.8%)			\$0.0000	\$0.00	\$0.00	\$0.00
	Apr	CARRYING COSTS			\$0.0000	\$2,269.95	\$0.00	\$2,269.95
	Jun	WITHDRAWAL			\$0.0000	\$0.00	\$0.00	\$0.00
	Jun	INJECTION		211,858	\$2.3406	\$495,865.10	\$0.00	\$495,865.10
	Jun	FUEL RETENTION (@ 1.8%)			\$0.0000	\$0.00	\$0.00	\$0.00
	May	CARRYING COSTS			\$0.0000	\$6,037.86	\$0.00	\$6,037.86
	Jul	WITHDRAWAL			\$0.0000	\$0.00	\$0.00	\$0.00
	Jul	INJECTION			\$0.0000	\$0.00	\$0.00	\$0.00
	Jul	FUEL RETENTION (@ 1.8%)			\$0.0000	\$0.00	\$0.00	\$0.00
	Jun	CARRYING COSTS			\$0.0000	\$9,650.12	\$0.00	\$9,650.12
	Aug	WITHDRAWAL			\$0.0000	\$0.00	\$0.00	\$0.00
	Aug	INJECTION			\$0.0000	\$0.00	\$0.00	\$0.00
	Aug	FUEL RETENTION (@ 1.8%)			\$0.0000	\$0.00	\$0.00	\$0.00
	Jul	CARRYING COSTS			\$0.0000	\$11,754.30	\$0.00	\$11,754.30
	Sep	WITHDRAWAL			\$0.0000	\$0.00	\$0.00	\$0.00
	Sep	INJECTION			\$0.0000	\$0.00	\$0.00	\$0.00
	Sep	FUEL RETENTION (@ 1.8%)			\$0.0000	\$0.00	\$0.00	\$0.00
	Aug	CARRYING COSTS			\$0.0000	\$11,830.10	\$0.00	\$11,830.10
	Oct	WITHDRAWAL			\$0.0000	\$0.00	\$0.00	\$0.00
	Oct	INJECTION			\$0.0000	\$0.00	\$0.00	\$0.00
	Oct	FUEL RETENTION (@ 1.8%)			\$0.0000	\$0.00	\$0.00	\$0.00
	Sep	CARRYING COSTS			\$0.0000	\$11,913.63	\$0.00	\$11,913.63
	Nov	WITHDRAWAL			\$0.0000	\$0.00	\$0.00	\$0.00
	Nov	INJECTION			\$0.0000	\$0.00	\$0.00	\$0.00
	Nov	FUEL RETENTION (@ 1.8%)			\$0.0000	\$0.00	\$0.00	\$0.00
	Oct	CARRYING COSTS			\$0.0000	\$11,997.72	\$0.00	\$11,997.72
	Dec	WITHDRAWAL			\$0.0000	\$0.00	\$0.00	\$0.00
	Dec	INJECTION			\$0.0000	\$0.00	\$0.00	\$0.00
	Dec	FUEL RETENTION (@ 1.8%)			\$0.0000	\$0.00	\$0.00	\$0.00
	Nov	CARRYING COSTS			\$0.0000	\$12,082.41	\$0.00	\$12,082.41
2023 Running Balance				672,769		\$1,755,214.99		\$1,755,214.99
2023 Total Activity				88,739		(\$2,827,217.74)		
2024	Jan	WITHDRAWAL	STORAGE	(278,254)	\$2.5351	(\$705,401.72)	\$0.00	(\$705,401.72)
	Jan	INJECTION			\$0.0000	\$0.00	\$0.00	\$0.00
	Jan	FUEL RETENTION (at 1.8%)			\$0.0000	\$0.00	\$0.00	\$0.00
	Dec	CARRYING COSTS			\$0.0000	\$12,167.69	\$0.00	\$12,167.69
	Feb	WITHDRAWAL		(168,414)	\$2.5653	(\$432,032.43)	\$0.00	(\$432,032.43)
	Feb	INJECTION			\$0.0000	\$0.00	\$0.00	\$0.00
	Feb	FUEL RETENTION (at 1.8%)			\$0.0000	\$0.00	\$0.00	\$0.00

YEAR	MONTH	ACTIVITY TYPE	VENDOR NAME	MMBTU	\$/MMBTU	NET COST	TAX	TOTAL \$
	Jan	CARRYING COSTS			\$0.0000	\$9,755.28	\$0.00	\$9,755.28
	Mar	WITHDRAWAL		(220,311)	\$2.5653	(\$574,394.84)	\$0.00	(\$574,394.84)
	Mar	INJECTION			\$0.0000	\$0.00	\$0.00	\$0.00
	Mar	FUEL RETENTION (at 1.8%)			\$0.0000	\$0.00	\$0.00	\$0.00
	Feb	CARRYING COSTS			\$0.0000	\$5,804.51	\$0.00	\$5,804.51
	Apr	WITHDRAWAL			\$0.0000	\$0.00	\$0.00	\$0.00
	Apr	INJECTION		225,750	\$1.8167	\$410,123.43	\$0.00	\$410,123.43
	Apr	FUEL RETENTION (at 1.8%)			\$0.0000	\$0.00	\$0.00	\$0.00
	Mar	CARRYING COSTS			\$0.0000	\$2,295.19	\$0.00	\$2,295.19
	May	WITHDRAWAL			\$0.0000	\$0.00	\$0.00	\$0.00
	May	INJECTION		237,553	\$2.0949	\$497,643.28	\$0.00	\$497,643.28
	May	FUEL RETENTION (at 1.8%)			\$0.0000	\$0.00	\$0.00	\$0.00
	Apr	CARRYING COSTS			\$0.0000	\$1,742.08	\$0.00	\$1,742.08
	Jun	WITHDRAWAL			\$0.0000	\$0.00	\$0.00	\$0.00
	Jun	INJECTION		229,887	\$2.7019	\$621,134.67	\$0.00	\$621,134.67
	Jun	FUEL RETENTION (at 1.8%)			\$0.0000	\$0.00	\$0.00	\$0.00
	May	CARRYING COSTS			\$0.0000	\$4,971.39	\$0.00	\$4,971.39
	Jul	WITHDRAWAL			\$0.0000	\$0.00	\$0.00	\$0.00
	Jul	INJECTION			\$0.0000	\$0.00	\$0.00	\$0.00
	Jul	FUEL RETENTION (at 1.8%)			\$0.0000	\$0.00	\$0.00	\$0.00
	Jun	CARRYING COSTS			\$0.0000	\$8,957.50	\$0.00	\$8,957.50
	Aug	WITHDRAWAL			\$0.0000	\$0.00	\$0.00	\$0.00
	Aug	INJECTION			\$0.0000	\$0.00	\$0.00	\$0.00
	Aug	FUEL RETENTION (at 1.8%)			\$0.0000	\$0.00	\$0.00	\$0.00
	Jul	CARRYING COSTS			\$0.0000	\$11,206.69	\$0.00	\$11,206.69
	Sep	WITHDRAWAL		(5,545)	\$0.0000	(\$12,545.56)	\$0.00	(\$12,545.56)
	Sep	INJECTION			\$0.0000	\$0.00	\$0.00	\$0.00
	Sep	FUEL RETENTION (at 1.8%)			\$0.0000	\$0.00	\$0.00	\$0.00
	Aug	CARRYING COSTS			\$0.0000	\$11,278.10	\$0.00	\$11,278.10
	Oct	WITHDRAWAL			\$0.0000	\$0.00	\$0.00	\$0.00
	Oct	INJECTION			\$0.0000	\$0.00	\$0.00	\$0.00
	Oct	FUEL RETENTION (at 1.8%)			\$0.0000	\$0.00	\$0.00	\$0.00
	Sep	CARRYING COSTS			\$0.0000	\$10,647.81	\$0.00	\$10,647.81
	Nov	WITHDRAWAL			\$0.0000	\$0.00	\$0.00	\$0.00
	Nov	INJECTION			\$0.0000	\$0.00	\$0.00	\$0.00
	Nov	FUEL RETENTION (at 1.8%)			\$0.0000	\$0.00	\$0.00	\$0.00
	Oct	CARRYING COSTS			\$0.0000	\$10,679.08	\$0.00	\$10,679.08
	Dec	WITHDRAWAL		(55,000)	\$0.0000	(\$127,000.50)	\$0.00	(\$127,000.50)
	Dec	INJECTION			\$0.0000	\$0.00	\$0.00	\$0.00
	Dec	FUEL RETENTION (at 1.8%)			\$0.0000	\$0.00	\$0.00	\$0.00
	Nov	CARRYING COSTS			\$0.0000	\$10,414.23	\$0.00	\$10,414.23
2024 Running Balance				638,435		\$1,532,660.87		\$1,532,660.87
2024 Total Activity				(34,334)		(\$222,554.12)		
2025	Jan	WITHDRAWAL	STORAGE	(377,000)	\$2.3252	(\$876,600.40)	\$0.00	(\$876,600.40)
	Jan	INJECTION			\$0.0000	\$0.00	\$0.00	\$0.00
	Jan	FUEL RETENTION (at 1.8%)			\$0.0000	\$0.00	\$0.00	\$0.00
	Dec	CARRYING COSTS			\$0.0000	\$9,747.33	\$0.00	\$9,747.33
	Feb	WITHDRAWAL	STORAGE	(126,000)	\$2.4052	(\$303,055.20)	\$0.00	(\$303,055.20)
	Feb	INJECTION			\$0.0000	\$0.00	\$0.00	\$0.00
	Feb	FUEL RETENTION (at 1.8%)			\$0.0000	\$0.00	\$0.00	\$0.00
	Jan	CARRYING COSTS			\$0.0000	\$6,674.08	\$0.00	\$6,674.08
	Mar	WITHDRAWAL	STORAGE	(123,812)	\$2.3684	(\$293,236.34)	\$0.00	(\$293,236.34)
	Mar	INJECTION			\$0.0000	\$0.00	\$0.00	\$0.00
	Mar	FUEL RETENTION (at 1.8%)			\$0.0000	\$0.00	\$0.00	\$0.00
	Feb	CARRYING COSTS			\$0.0000	\$3,136.12	\$0.00	\$3,136.12
	Apr	WITHDRAWAL	STORAGE		\$0.0000	\$0.00	\$0.00	\$0.00
	Apr	INJECTION		225,000	\$4.1905	\$942,853.47	\$0.00	\$942,853.47
	Apr	FUEL RETENTION (at 1.8%)			\$0.0000	\$0.00	\$0.00	\$0.00
	Mar	CARRYING COSTS			\$0.0000	\$1,400.51	\$0.00	\$1,400.51
	May	WITHDRAWAL	STORAGE		\$0.0000	\$0.00	\$0.00	\$0.00
	May	INJECTION		232,500	\$4.1905	\$846,963.40	\$0.00	\$846,963.40
	May	FUEL RETENTION (at 1.8%)			\$0.0000	\$0.00	\$0.00	\$0.00
	Apr	CARRYING COSTS			\$0.0000	\$3,444.74	\$0.00	\$3,444.74
	Jun	WITHDRAWAL	STORAGE		\$0.0000	\$0.00	\$0.00	\$0.00
	Jun	INJECTION		224,480	\$3.5962	\$807,278.06	\$0.00	\$807,278.06
	Jun	FUEL RETENTION (at 1.8%)			\$0.0000	\$0.00	\$0.00	\$0.00
	May	CARRYING COSTS			\$0.0000	\$9,053.06	\$0.00	\$9,053.06
	Jul	WITHDRAWAL	STORAGE	(9)	\$3.9274	(\$35.35)	\$0.00	(\$35.35)
	Jul	INJECTION			\$0.0000	\$0.00	\$0.00	\$0.00
	Jul	FUEL RETENTION (at 1.8%)			\$0.0000	\$0.00	\$0.00	\$0.00
	Jun	CARRYING COSTS			\$0.0000	\$14,262.54	\$0.00	\$14,262.54
	Aug	WITHDRAWAL	STORAGE	0	\$3.9274	\$0.00	\$0.00	\$0.00
	Aug	INJECTION			\$0.0000	\$0.00	\$0.00	\$0.00
	Aug	FUEL RETENTION (at 1.8%)			\$0.0000	\$0.00	\$0.00	\$0.00
	Jul	CARRYING COSTS			\$0.0000	\$16,858.96	\$0.00	\$16,858.96
	Sep	WITHDRAWAL	STORAGE	(7,221)	\$3.9649	(\$28,630.60)	\$0.00	(\$28,630.60)
	Sep	INJECTION			\$0.0000	\$0.00	\$0.00	\$0.00
	Sep	FUEL RETENTION (at 1.8%)			\$0.0000	\$0.00	\$0.00	\$0.00
	Aug	CARRYING COSTS			\$0.0000	\$16,390.90	\$0.00	\$16,390.90
	Oct	WITHDRAWAL	STORAGE	0	\$3.9274	\$0.00	\$0.00	\$0.00
	Oct	INJECTION			\$0.0000	\$0.00	\$0.00	\$0.00
	Oct	FUEL RETENTION (at 1.8%)			\$0.0000	\$0.00	\$0.00	\$0.00

YEAR	MONTH	ACTIVITY TYPE	VENDOR NAME	MMBTU	\$/MMBTU	NET COST	TAX	TOTAL \$
	Sep	CARRYING COSTS			\$0.0000	\$16,404.85	\$0.00	\$16,404.85
	Nov	WITHDRAWAL	STORAGE	(11,827)	\$3.9274	(\$46,449.63)	\$0.00	(\$46,449.63)
	Nov	INJECTION			\$0.0000	\$0.00	\$0.00	\$0.00
	Nov	FUEL RENTENTION (at 1.8%)			\$0.0000	\$0.00	\$0.00	\$0.00
	Oct	CARRYING COSTS			\$0.0000	\$15,851.32	\$0.00	\$15,851.32
	Dec	WITHDRAWAL	STORAGE	(44,036)	\$3.9952	(\$175,932.63)	\$0.00	(\$175,932.63)
	Dec	INJECTION			\$0.0000	\$0.00	\$0.00	\$0.00
	Dec	FUEL RENTENTION (at 1.8%)			\$0.0000	\$0.00	\$0.00	\$0.00
	Nov	CARRYING COSTS			\$0.0000	\$15,809.92	\$0.00	\$15,809.92
2025 Running Balance				630,510		\$2,534,849.98		\$2,534,849.98
2025 Total Activity				(7,925)		\$1,002,189.11		
2026	Jan	WITHDRAWAL	STORAGE	(337,769.00)	\$4.0203	(\$1,357,932.71)	\$0.00	(\$1,357,932.71)
	Jan	INJECTION			\$0.0000	\$0.00	\$0.00	\$0.00
	Jan	FUEL RENTENTION (at 1.8%)			\$0.0000	\$0.00	\$0.00	\$0.00
	Dec	CARRYING COSTS			\$0.0000	\$14,708.88	\$0.00	\$0.00
	Feb	WITHDRAWAL	STORAGE	(81,144.00)	\$4.0706	(\$330,304.77)	\$0.00	(\$330,304.77)
	Feb	INJECTION			\$0.0000	\$0.00	\$0.00	\$0.00
	Feb	FUEL RENTENTION (at 1.8%)			\$0.0000	\$0.00	\$0.00	\$0.00
	Jan	CARRYING COSTS			\$0.0000	\$10,480.71	\$0.00	\$0.00
	Mar	WITHDRAWAL	STORAGE	(130,740.00)	\$4.1201	(\$538,661.87)	\$0.00	(\$538,661.87)
	Mar	INJECTION			\$0.0000	\$0.00	\$0.00	\$0.00
	Mar	FUEL RENTENTION (at 1.8%)			\$0.0000	\$0.00	\$0.00	\$0.00
	Feb	CARRYING COSTS			\$0.0000	\$0.00	\$0.00	\$0.00
2026 Running Balance				80,857		\$333,140.22		\$307,950.63
2026 Total Activity				(549,653)		(\$2,201,709.76)		

80,857	\$338,943.61	WP 7 Ending Balance
0	\$5,803.39	Difference
	\$5,803.39	Total of monthly carrying charge (see WP 7)
		Adjustment to Feb. balance
0	\$0.00	\$ Variance
0.00	0.00	% Variance

DELTA NEW ORLEANS COMPANY, LLC
 DEMAND CHARGES FOR NON-LM CUSTOMERS FOR THE 12 MONTHS ENDED
 WITH THE OPERATIONS MONTH OF

March-26

Line No.	Oper. Mth.	BRIDGELINE/ENLINK GAS DEMAND (STORAGE)	ATMOS / GSPL / CENTERPOINT (PRIOR PD ADJ)	ATMOS / GSPL/ SPOTLIGHT	TEXLA	GSPL / CENTERPOINT RESERVATION FEES	CALL OPTION RESERVATION FEES	TOTAL
1	Apr-25	137,000.00	0.00	0.00	0.00	512,269.78	0.00	649,269.78
2	May-25	137,000.00	0.00	0.00	0.00	371,070.70	0.00	508,070.70
3	Jun-25	137,000.00	0.00	0.00	0.00	359,905.30	0.00	496,905.30
4	Jul-25	137,001.47	0.00	0.00	0.00	376,247.00	0.00	513,248.47
5	Aug-25	137,000.75	0.00	0.00	0.00	376,014.19	0.00	513,014.94
6	Sep-25	137,000.75	0.00	0.00	0.00	363,979.73	0.00	500,980.48
7	Oct-25	137,000.75	0.00	0.00	0.00	529,976.52	0.00	666,977.27
8	Nov-25	137,000.75	0.00	0.00	0.00	1,024,505.16	0.00	1,161,505.91
9	Dec-25	137,000.75	0.00	0.00	0.00	1,067,744.11	0.00	1,204,744.86
10	Jan-26	137,000.75	0.00	0.00	0.00	1,098,568.87	0.00	1,235,569.62
11	Feb-26	137,000.75	0.00	0.00	0.00	962,886.94	0.00	1,099,887.69
12	Mar-26	137,000.75	0.00	0.00	0.00	1,062,439.53	0.00	1,199,440.28
13	12 MONTH TOTAL	1,644,007.47	0.00	0.00	0.00	8,105,607.83	0.00	9,749,615.30

14 97.544% OF TOTAL FOR NON-LM CUSTOMERS PER RESOLUTION R-00-650

\$9,510,164.75

DELTA NEW ORLEANS COMPANY, LLC
ESTIMATED HEDGING RESULTS
FOR THE BILLING MONTH OF

May-26

Quantity Hedged	-
Contract Price	-
Estimated Settlement Price *	2.5590
Estimated Gain/(Loss) (\$)	-

* Based on the Henry Hub settle price used in WP3 for the estimated gas commodity costs for the billing month.

THIS WORKPAPER WILL BE A COPY PRINTED FROM THE INTERNET
WEB SITE FOR THE HENRY HUB SETTLE PRICE.

HENRY HUB NATURAL GAS FUTURES - SETTLEMENTS

TRADE DATE Tuesday, 28 Apr 2026 ▾

Last Updated 28 Apr 2026 11:55:00 PM CT

ESTIMATED VOLUME TOTALS 252,472

PRIOR DAY OPEN INTEREST TOTALS 1,580,650

MONTH	OPEN	HIGH	LOW	LAST	CHANGE	SETTLE	EST. VOLUME	PRIOR DAY OI
MAY 26	2.53900	2.57800	2.48300	2.55400	+ .00900	2.55900	5,513	4,261

2.55900

DELTA NEW ORLEANS COMPANY, LLC
FORECASTED SALES AND PURCHASES FOR PGA CALCULATION
MCF @ SALES PRESSURE BASE

Line No.	Month	(a) Forecasted MCF Sales	(b) 3 Yr. Avg. Loss Factor per Annual Filing	(c) Estimated Purchases (a X b)	(d) Forecasted NJ Sales	(e) NJ Purchases (d X 1.004)	(f) Forecasted Sales Excl NJ (a - d)	(g) Est Purch Excl NJ (c - e)
1	Jan-26	1,466,391	1.0417	1,527,539	95,912	96,295	1,370,479	1,431,244
2	Feb-26	1,274,580	1.0417	1,327,729	103,860	104,275	1,170,720	1,223,454
3	Mar-26	946,793	1.0417	986,275	78,912	79,228	867,881	907,047
4	Apr-26	662,304	1.0417	689,922	83,949	84,284	578,356	605,638
5	May-26	592,293	1.0417	616,992	90,857	91,220	501,436	525,772
6	Jun-26	531,153	1.0417	553,303	93,528	93,903	437,625	459,400
7	Jul-25	473,353	1.0429	493,659	85,940	86,284	387,412	407,375
8	Aug-25	513,778	1.0429	535,819	84,686	85,024	429,093	450,795
9	Sep-25	562,824	1.0429	586,969	90,882	91,246	471,942	495,724
10	Oct-25	559,205	1.0417	582,524	84,224	84,561	474,981	497,963
11	Nov-25	621,082	1.0417	646,982	86,135	86,479	534,948	560,503
12	Dec-25	1,035,538	1.0417	1,078,720	95,361	95,742	940,177	982,978

DELTA NEW ORLEANS COMPANY, LLC
 RATE SCHEDULE LM-FIVE YEAR ROLLING AVERAGE USAGE (MCFs)
 PERIOD

PERIOD	5 YR ROLLING						<u>AVERAGE</u>
	<u>2021</u>	<u>2022</u>	<u>2023</u>	<u>2024</u>	<u>2025</u>	<u>2026</u>	
JANUARY		127,842	159,767	171,965	225,219	28,219	142,602
FEBRUARY		159,777	85,586	109,664	91,589	63,285	101,980
MARCH		282,208	83,420	128,030	70,112	14,930	115,740
APRIL	232,705	130,454	495,452	66,282	76,305		200,240
MAY	155,908	153,385	148,799	136,164	50,691		128,989
JUNE	129,634	144,816	116,794	62,588	104,342		111,635
JULY ⁽¹⁾	146,719	139,227	133,912	161,247	52,546		126,730
AUGUST	167,973	158,058	59,474	117,689	0		100,639
SEPTEMBER	190,562	163,514	133,871	113,077	226,252		165,455
OCTOBER	141,429	160,753	84,313	102,542	44,186		106,645
NOVEMBER	153,511	111,142	563	79,970	68,136		82,664
DECEMBER	153,598	132,258	92,133	31,323	33,690		88,600

DELTA NEW ORLEANS COMPANY, LLC
MCF SALES FOR 12 MONTHS ENDED
MCF @ Sales Pressure Base

March-26

Line No.	Oper. Mth.	(a) Residential	(b) Public Auth. Incl. LM & NJ	(c) Public Auth. LM	(d) Commercial	(e) Industrial Incl. NJ	(f) NJ Industrial	(g) NJ Public Auth.	(h) Interdept.	(i) Total Sales for PGA Excl. LM and NJ (a+b-c+d+e-f-g+h)
1	Apr-25	196,723	156,613	76,305	238,434	96,919	69,720	21,536	15	521,143
2	May-25	145,794	116,039	50,691	220,067	118,309	95,192	16,599	0	437,727
3	Jun-25	117,283	174,434	104,342	182,173	82,140	60,668	22,159	0	368,861
4	Jul-25	117,976	103,902	52,546	166,935	84,528	67,810	18,130	0	334,855
5	Aug-25	100,912	19,682	56	77,717	97,527	78,221	15,207	0	202,354
6	Sep-25	109,482	319,358	226,252	169,574	103,388	87,459	18,911	0	369,180
7	Oct-25	110,582	83,227	44,186	135,401	96,021	80,283	19,787	0	280,974
8	Nov-25	131,239	95,612	68,136	130,393	88,728	84,330	19,888	0	273,617
9	Dec-25	408,321	142,094	33,690	262,872	77,239	64,630	16,507	0	775,700
10	Jan-26	608,316	145,752	28,219	338,796	93,011	88,919	21,874	0	1,046,863
11	Feb-26	626,841	154,124	63,285	480,929	93,073	73,077	18,796	0	1,199,809
12	Mar-26	332,633	81,282	14,930	298,463	76,262	64,686	19,736	0	689,288
13	Total 12 Mths.	3,006,102	1,592,118	762,637	2,701,753	1,107,144	914,994	229,129	15	6,500,372

PGA REVENUE

Line No.	Oper. Mth.	(a) Residential	(b) Public Auth. Incl. LM & NJ	(c) Public Auth. LM	(d) Commercial	(e) Industrial Incl. NJ	(f) NJ Industrial	(g) NJ Public Auth.	(h) Interdept.	(i) Total Revenue for PGA Excl. LM and NJ (a+b-c+d+e-f-g)
1	Apr-25	1,130,223	771,695	340,512	1,371,570	442,269	285,995	88,341	0	3,000,908
2	May-25	681,688	530,943	329,242	1,090,681	503,467	395,396	69,300	0	2,012,840
3	Jun-25	608,160	639,510	45,036	906,239	293,903	182,560	74,287	0	2,145,928
4	Jul-25	611,880	460,006	498,644	854,598	314,022	227,331	60,780	0	1,453,751
5	Aug-25	487,090	72,991	206	373,951	358,570	263,621	51,249	0	977,526
6	Sep-25	513,954	1,270,116	845,358	805,506	342,102	267,377	70,289	0	1,748,654
7	Oct-25	569,395	317,088	146,805	684,061	378,271	297,211	73,252	0	1,431,548
8	Nov-25	719,802	354,507	247,516	689,371	323,292	277,213	65,377	0	1,496,866
9	Dec-25	2,691,086	748,794	136,942	1,619,021	327,659	209,774	53,577	0	4,986,266
10	Jan-26	4,320,718	891,197	144,660	2,317,955	421,090	338,401	83,247	0	7,384,652
11	Feb-26	6,590,114	1,185,567	338,094	3,892,845	619,643	358,437	92,193	0	11,499,445
12	Mar-26	2,215,107	529,584	129,437	2,075,540	405,607	334,720	102,123	0	4,659,559

DELTA NEW ORLEANS COMPANY, LLC
OTHER CHARGES(CREDITS) FOR PGA
FOR THE OPERATIONS MONTH OF **March-26**

1. OTHER COSTS INCLUDABLE	<u>Amount \$</u>
	\$0.00
	<hr/>
Total to WP2 L10	<u><u>\$0.00</u></u>
2. CREDITS PER RESOLUTION R-92-111	
Transportation of Gas to ENOI Power Plants (See WP2.2)	(\$675.97)
	<hr/>
Total from WP1 L6 and WP2 L9	<u><u>(\$675.97)</u></u>

**DELTA NEW ORLEANS COMPANY, LLC
NATURAL GAS STORAGE PROGRAM
SUMMARY EXPLANATION
March-26**

During the month ended **March-26** DELTA NEW ORLEANS GAS COMPANY, LLC injected **0** MMBtu's
and withdrew **130,740** MMBtu's of gas from the storage facility. There are **\$10,734.48** in charges
for storage withdrawals included in gas costs for the **March-26** operating month.

As of **March-26** **80,857** MMBtu's remain in storage.

As per Resolution R-91-102, dated May 23, 1991, charges to customers for gas stored will not occur until gas is withdrawn from storage for delivery to ENOI customers.

GAS STORAGE REPORT
COMPANY: DELTA NEW ORLEANS COMPANY, LLC
DATA BASED ON OPERATIONS MONTH OF
March-26

<u>INJECTIONS</u>			
	<u>MMBtu</u>	<u>NET COST</u>	<u>COST/MMBTU</u>
DRW ENERGY	0	\$0.00	\$0.0000
	0	\$0.00	\$0.0000
TOTAL	0	\$0.00	
LESS COMPRESSION LOSSES 1.8%		\$0.00	
SUBTOTAL	0	\$0.00	
TRANSPORTATION FEE	-	\$0.00	
SUBTOTAL SUPPLIERS	0	\$0.00	
January-26 CARRYING CHARGES	-	\$5,803.39	
TOTAL	0	\$5,803.39	
CARRYING COSTS FOR OPERATING MONTH OF		January-26	=
BEGINNING BALANCE	+	ENDING BALANCE	X
2		PRIME RATE	12 MONTHS
\$1,191,626.15	+	\$871,802.09	X
2		6.75%	=
		12	\$5,803.39
<u>WITHDRAWALS</u>			
	<u>MMBtu</u>	<u>COST</u>	<u>RATE</u>
WITHDRAWAL	130,740	\$538,661.87	\$4.1201
WITHDRAWAL (PRIOR PERIOD ADJ)	0	\$0.00	\$0.0000
TRANSPORTATION CHARGE	130,740	\$10,734.48	\$0.0821
REDELIVERY OVERRUN CHARGE	0	\$0.00	\$0.0000
TOTAL	130,740	\$549,396.35	\$4.2022
WITHDRAWAL MMBtu	130,740		
mmbtu/cf	1,027		
MCF @ 14.73 psia	127,274		
<u>BALANCE</u>			
	<u>MMBtu</u>	<u>COST</u>	<u>RATE</u>
BEGINNING BALANCE	211,597	\$871,802.09	\$4.1201
Mar-26 INJECTIONS	0	\$5,803.39	-
Mar-26 WITHDRAWAL	130,740	\$538,661.87	-
ENDING BALANCE	80,857	\$338,943.61	\$4.1919

**SUPPORTING DOCUMENTATION FOR
DELTA NEW ORLEANS GAS COMPANY
PGA**

Invoice Summary

Payee/Name: 078444247 Gulf South Pipeline Company, LLC **Accounting Period:** March 2026 **Invoice Status Code:** Final

Invoice Identifier: 15000920 **Service Requester/Name:** 119375230 Delta New Orleans Gas Company, LLC **Billable Party (Payer)/Name:** 119375230 Delta New Orleans Gas Company, LLC

Invoice Date: 04/09/2026 **Net Due Date:** 04/20/2026 **Supporting Document Indicator:** OTHR **Contact Name/Phone:** Jack Donato (888) 888-8888

INVOICE TOTAL AMOUNT

\$1,062,439.53

SVC REQ K OR ACCT ID TOTAL AMOUNT

\$1,062,439.53

SERVICE REQUESTER LEVEL CHARGE/ALLOWANCE TOTAL AMOUNT

\$0.00

SVC REQ K OR ACCT ID	RATE SCH OR ACCT	CURRENT MONTH TOTAL AMOUNT	PRIOR MONTH TOTAL AMOUNT	SVC REQ K OR ACCT ID TOTAL AMOUNT
59571	NNS	\$1,062,439.53	\$0.00	\$1,062,439.53
Svc Req K or Acct ID Total Amount				\$1,062,439.53
Invoice Total Amount				\$1,062,439.53

Gulf South Pipeline Company, LLC

Transportation Invoice

Payee/Name: 078444247 Gulf South Pipeline Company, LLC **Accounting Period:** March 2026 **Invoice Status Code:** Final

Invoice Identifier: 15000920 **Service Requester/Name:** 119375230 Delta New Orleans Gas Company, LLC **Billable Party (Payer)/Name:** 119375230 Delta New Orleans Gas Company, LLC

Invoice Date: 04/09/2026 **Net Due Date:** 04/20/2026 **Supporting Document Indicator:** OTHR **Contact Name/Phone:** Jack Donato (888) 888-8888

Payment Information

WIRE TRANSFER PAYMENT

[REDACTED]

SERVICE REQUESTER LEVEL CHARGE/ALLOWANCE TOTAL AMOUNT

\$0.00

Service Requester Level Charge/Allowance Invoice Details

LINE NO	CHARGE/ALLOWANCE PERIOD	SERVICE REQUESTER LEVEL CHARGE/ALLOWANCE AMOUNT	DESCRIPTOR	SERVICE REQUESTER LEVEL CHARGE/ALLOWANCE AMOUNT
Total				\$0.00

Transportation Invoice

Payee/Name: 078444247 Gulf South Pipeline Company, LLC Accounting Period: March 2026 Invoice Status Code: Final

Svc Req K or Acct ID: 59571 Rate Sch or Acct: NNS Service Code: NN

SVC REQ K OR ACCT ID TOTAL AMOUNT

\$1,062,439.53

LINE NO	BEG TRAN DATE	REC LOC/NAME	REC ZN	CHRG	CHARGE	MISC NOTES	CHRG TYPE	ACCT ADJ	REPL	LOC IND		
END TRAN DATE	DEL LOC/NAME	DEL ZN	TT	IND	TYPE	(CHRG TYPE DESC)	QUANTITY	RATE	AMOUNT DUE	MTHD	REL CD	
1	03/01/2026											
	03/31/2026	9921 NOPSI Aggregate	SYS	129	D	RSV	NNS Resv		2,635,000	0.400000	\$1,054,000.00	XXPDXXZD
2	03/01/2026	11462 Pooling Area #2	SYS									
	03/31/2026	9921 NOPSI Aggregate	SYS	01	D	ACA	ACA		10	0.001500	\$0.00	PRPDZRZD
3	03/01/2026	11462 Pooling Area #2	SYS	01	R	CMP	Electric Power Cost		31	0.004300	\$0.00	PRPDZRZD
	03/31/2026	9921 NOPSI Aggregate	SYS									
4	03/01/2026	11462 Pooling Area #2	SYS									
	03/31/2026	9921 NOPSI Aggregate	SYS	01	D	COT	Commodity		10	0.012500	\$0.11	PRPDZRZD
5	03/01/2026	11462 Pooling Area #2	SYS	126	R	ETX	Supp Rec		31	0.000000	\$0.00	PRPDZRZD
	03/31/2026	9921 NOPSI Aggregate	SYS									
6	03/01/2026	11463 Pooling Area #3	SYS									
	03/31/2026	9921 NOPSI Aggregate	SYS	01	D	ACA	ACA		265,109	0.001500	\$397.68	PRPDZRZD
7	03/01/2026	11463 Pooling Area #3	SYS	01	R	CMP	Electric Power Cost		571,443	0.004300	\$2,457.18	PRPDZRZD
	03/31/2026	9921 NOPSI Aggregate	SYS									
8	03/01/2026	11463 Pooling Area #3	SYS									
	03/31/2026	9921 NOPSI Aggregate	SYS	01	D	COT	Commodity		265,109	0.012500	\$3,313.90	PRPDZRZD
9	03/01/2026	11463 Pooling Area #3	SYS	126	R	ETX	Supp Rec		567,157	0.000000	\$0.00	PRPDZRZD
	03/31/2026	9921 NOPSI Aggregate	SYS									
10	03/01/2026	11465 Pooling Area #5	SYS									
	03/31/2026	9921 NOPSI Aggregate	SYS	01	D	ACA	ACA		56,101	0.001500	\$84.16	PRPDZRZD
11	03/01/2026	11465 Pooling Area #5	SYS	01	R	CMP	Electric Power Cost		115,719	0.004300	\$497.60	PRPDZRZD
	03/31/2026	9921 NOPSI Aggregate	SYS									
12	03/01/2026	11465 Pooling Area #5	SYS									
	03/31/2026	9921 NOPSI Aggregate	SYS	01	D	COT	Commodity		56,101	0.012500	\$701.29	PRPDZRZD

LINE NO	BEG TRAN DATE	REC LOC/NAME	REC ZN	TT	CHRG IND	CHARGE TYPE	MISC NOTES (CHRG TYPE DESC)	QUANTITY	CHRG TYPE RATE	AMOUNT DUE	ACCT ADJ MTHD	REPL REL CD	LOC IND
13	03/01/2026	11465 Pooling Area #5	SYS	126	R	ETX	Supp Rec	114,850	0.000000	\$0.00			PRPDZRZD
	03/31/2026	9921 NOPSI Aggregate	SYS										
14	03/01/2026	11467 Pooling Area #7	SYS										PRPDZRZD
	03/31/2026	9921 NOPSI Aggregate	SYS	01	D	ACA	ACA	2,797	0.001500	\$4.20			
15	03/01/2026	11467 Pooling Area #7	SYS	01	R	CMP	Electric Power Cost	10,000	0.004300	\$43.00			PRPDZRZD
	03/31/2026	9921 NOPSI Aggregate	SYS										
16	03/01/2026	11467 Pooling Area #7	SYS										PRPDZRZD
	03/31/2026	9921 NOPSI Aggregate	SYS	01	D	COT	Commodity	2,797	0.012500	\$34.96			
17	03/01/2026	11467 Pooling Area #7	SYS	126	R	ETX	Supp Rec	9,925	0.000000	\$0.00			PRPDZRZD
	03/31/2026	9921 NOPSI Aggregate	SYS										
18	03/01/2026	21805 Discovery Gas Transm..	SYS										PRPDZRZD
	03/31/2026	9921 NOPSI Aggregate	SYS	01	D	ACA	ACA	19,852	0.001500	\$29.76			
19	03/01/2026	21805 Discovery Gas Transm..	SYS	01	R	CMP	Electric Power Cost	20,000	0.004300	\$86.00			PRPDZRZD
	03/31/2026	9921 NOPSI Aggregate	SYS										
20	03/01/2026	21805 Discovery Gas Transm..	SYS										PRPDZRZD
	03/31/2026	9921 NOPSI Aggregate	SYS	01	D	COT	Commodity	19,852	0.012500	\$248.16			
21	03/01/2026	22116 Pooling Area #16 - Exp...	SYS										PRPDZRZD
	03/31/2026	9921 NOPSI Aggregate	SYS	01	D	ACA	ACA	21,237	0.001500	\$31.87			
22	03/01/2026	22116 Pooling Area #16 - Exp...	SYS	01	R	CMP	Electric Power Cost	56,781	0.004300	\$244.15			PRPDZRZD
	03/31/2026	9921 NOPSI Aggregate	SYS										
23	03/01/2026	22116 Pooling Area #16 - Exp...	SYS										PRPDZRZD
	03/31/2026	9921 NOPSI Aggregate	SYS	01	D	COT	Commodity	21,237	0.012500	\$265.51			
24	03/01/2026	22116 Pooling Area #16 - Exp...	SYS	126	R	ETX	Supp Rec	56,350	0.000000	\$0.00			PRPDZRZD
	03/31/2026	9921 NOPSI Aggregate	SYS										
Current Month Total Amount										\$1,062,439.53			
Svc Req K or Acct ID Total Amount										\$1,062,439.53			
Invoice Total Amount										\$1,062,439.53			

Storage Summary Statement

Accounting Period: March 2026 **Service Requester/Name:** 119375230 Delta New Orleans Gas Company, LLC **Statement Basis:** Actual

Statement Date: 04/09/2026 **Contact Name/Phone:** Jack Donato (888) 888-8888

SVC REQ K	RATE SCHEDULE	MAXIMUM STORAGE CAPACITY	BEGINNING STORAGE BALANCE	STORAGE INJECTION QUANTITY	STORAGE WITHDRAWAL QUANTITY	STORAGE TRANSFER QUANTITY	TRADE QUANTITY	ADJUSTMENT QUANTITY	ENDING STORAGE BALANCE
59571	NNS	850,000	329,759	768,165	365,106	0	0	0	732,818

Bridgeline Holdings, L.P.

,
 Phone: (214) 721-9358

Delta New Orleans Gas Company, LLC

201 Saint Charles Avenue, Suite 3000
 New Orleans, LA 70170
Attn: Gas Accounting
Phone: (504) 527-7117

Statement Date
 4/20/2026

Statement #: 0414202600085-1

Statement due Date: 4/30/2026

Contract #: TRN00605

Customer #: 4102

Pipeline: Bridgeline Holdings, L.P.

Activity Summary for Contract Number: TRN00605

Total Receipt Quantity:	134,360
Total Delivery Quantity:	135,926
Current Month Imbalance:	-1,566
Net Prior Month Adjustments:	-340,320
Current CashOut Quantity:	0
Prior Month Accumulated Imbalance:	404,811
Accumulated Imbalance:	62,925

Base Rate	\$0.00
RESERVATION FEE	\$41,100.75
	<hr/>
	\$41,100.75
Total Net Prior Month Adjustments:	\$0.00
Total Cashouts:	\$0.00
Invoice Total Amount:	\$41,100.75

Please Wire Transactions To:

██
 ██
 ██

Please Remit Check To:

██████████
 ██

Please Send Correspondence To:

Bridgeline Holdings, L.P.
Shipper Pool Detail

Prod Month/Year Jan-2026
Shipper 4102 - Delta New Orleans Gas Company, LLC
Contract TRN00605
Shipper Pool ENTERGY NO TRN00605 FTS SHIPPER POOL

Run Date: 4/20/2026
Statement #: 0414202600085-1
Invoice #: C2602S0505-A

Receipts

Meter		Volumes (Monthly)**				Into Pool				
Number	Name	MCF	Mmbtu	BTU	FL&U	Mmbtu	Fee	Value	Charge Type	Charge Basis
850142	BRIDGELINE STORAGE WD									
		-310,000.0	-310,000	1.0000		-310,000	\$0.0000	\$0.00	Base Rate	MMBTU
							\$0.0000	\$0.00	Base Rate	MMBTU
		-33,206.0	-33,206	1.0000		-33,206	\$0.0000	\$0.00	Base Rate	MMBTU
							\$0.0000	\$0.00	Base Rate	MMBTU
		-337,769.0	-337,769	1.0000		-337,769	\$0.0000	\$0.00	Base Rate	MMBTU
		350,984.0	350,984	1.0000		350,984	\$0.0000	\$0.00	Base Rate	MMBTU
		-329,991.0	-329,991	1.0000	0	-329,991		\$0.00		

Deliveries

Meter		Volumes (Monthly)**				Out of Pool				
Number	Name	MCF	Mmbtu	BTU	FL&U		Fee	Value	Charge Type	Charge Basis
850141	BRIDGELINE STORAGE INJ									
		-947.0	-947	1.0000		-947	\$0.0000	\$0.00	Base Rate	MMBTU
		12,547.0	12,547	1.0000		12,547	\$0.0000	\$0.00	Base Rate	MMBTU
		11,600.0	11,600	1.0000	0	11,600		\$0.00		
						Balance		-341,591		

Bridgeline Holdings, L.P.
Shipper Pool Detail

Prod Month/Year Feb-2026
Shipper 4102 - Delta New Orleans Gas Company, LLC
Contract TRN00605
Shipper Pool ENTERGY NO TRN00605 FTS SHIPPER POOL

Run Date: 4/20/2026
Statement #: 0414202600085-1
Invoice #: C2603S0585-A

Receipts

Meter		Volumes (Monthly)**				Into Pool				
Number	Name	MCF	Mmbtu	BTU	FL&U	Mmbtu	Fee	Value	Charge Type	Charge Basis
850142	BRIDGELINE STORAGE WD									
		-81,000.0	-81,000	1.0000		-81,000	\$0.0000	\$0.00	Base Rate	MMBTU
		82,271.0	82,271	1.0000		82,271	\$0.0000	\$0.00	Base Rate	MMBTU
		1,271.0	1,271	1.0000	0	1,271		\$0.00		
					Balance	1,271				

Bridgeline Holdings, L.P.
Shipper Pool Detail

Prod Month/Year Mar-2026
Shipper 4102 - Delta New Orleans Gas Company, LLC
Contract TRN00605
Shipper Pool ENTERGY NO TRN00605 FTS SHIPPER POOL

Run Date: 4/20/2026
Statement #: 0414202600085-1
Invoice #: C2604S0550

Receipts

Meter		Volumes (Monthly)**			FL&U	Into Pool	Fee	Value	Charge Type	Charge Basis
Number	Name	MCF	Mmbtu	BTU		Mmbtu				
850142	BRIDGELINE STORAGE WD									
		134,181.0	134,181	1.0000		134,181	\$0.0000	\$0.00	Base Rate	MMBTU
		179.0	179	1.0000		179	\$0.0000	\$0.00	Base Rate	MMBTU
		<u>134,360.0</u>	<u>134,360</u>	<u>1.0000</u>	0	<u>134,360</u>		<u>\$0.00</u>		

Deliveries

Meter		Volumes (Monthly)**			FL&U	Out of Pool	Fee	Value	Charge Type	Charge Basis
Number	Name	MCF	Mmbtu	BTU		Pool				
840063	NOPSI ST. CLAUDE									
		129,195.7	131,675	1.0192		131,675	\$0.0000	\$0.00	Base Rate	MMBTU
850141	BRIDGELINE STORAGE INJ									
		4,251.0	4,251	1.0000		4,251	\$0.0000	\$0.00	Base Rate	MMBTU
		<u>133,446.7</u>	<u>135,926</u>	<u>1.0186</u>	0	<u>135,926</u>		<u>\$0.00</u>		
					Balance	-1,566				

Production Month: 03/2026**Other Charges**

<u>Other Charge Description</u>		
RESERVATION FEE		\$41,100.75
	Total Other Charges	\$41,100.75
	Total for 03/2026	\$41,100.75
	Total Amount Due	\$41,100.75

Bridgeline Holdings, L.P.

Phone: (214) 721-9358

Delta New Orleans Gas Company, LLC

201 Saint Charles Avenue, Suite 3000

New Orleans, LA 70170

Attn: Gas Accounting

Phone: (504) 527-7117

Statement Date

4/20/2026

Statement #: 0414202600089-1

Statement due Date: 4/30/2026

Contract #: TRN00629

Customer #: 4102

Pipeline: Bridgeline Holdings, L.P.

Activity Summary for Contract Number: TRN00629

Total Receipt Quantity:	3,503
Total Delivery Quantity:	134,243
Current Month Imbalance:	-130,740
Net Prior Month Adjustments:	-1,284
Current CashOut Quantity:	0
Prior Month Accumulated Imbalance:	203,147
Accumulated Imbalance:	71,123

Base Rate	\$0.00
RESERVATION FEE	\$95,900.00
Storage Withdrawal	\$10,734.48
	<hr/>
	\$106,634.48
Total Net Prior Month Adjustments:	\$1,158.88
Total Cashouts:	\$0.00
Invoice Total Amount:	\$107,793.36

Please Wire Transactions To:

[Redacted]

Please Remit Check To:

[Redacted]

Please Send Correspondence To:

Bridgeline Holdings, L.P.
Shipper Pool Detail

Prod Month/Year Jan-2026
Shipper 4102 - Delta New Orleans Gas Company, LLC
Contract TRN00629
Shipper Pool ENTERGY NO TRN00629 STORAGE POOL

Run Date: 4/20/2026
Statement #: 0414202600089-1
Invoice #: C2602S0506-A

Deliveries

Meter		Volumes (Monthly)**			FL&U	Out of Pool	Fee	Value	Charge Type	Charge Basis
Number	Name	MCF	Mmbtu	BTU						
850142-D	BRIDGELINE STORAGE WD DEL									
		-337,769.0	-337,769	1.0000		-337,769	\$0.0800	\$-27,021.52	Storage Withdrawl	MMBTU
		350,984.0	350,984	1.0000		350,984	\$0.0800	\$28,078.72	Storage Withdrawl	MMBTU
		13,215.0	13,215	1.0000	0	13,215		\$1,057.20		
					Balance	-13,215				

Bridgeline Holdings, L.P.
Shipper Pool Detail

Prod Month/Year Feb-2026
Shipper 4102 - Delta New Orleans Gas Company, LLC
Contract TRN00629
Shipper Pool ENTERGY NO TRN00629 STORAGE POOL

Run Date: 4/20/2026
Statement #: 0414202600089-1
Invoice #: C2603S0586-A

Deliveries

Meter		Volumes (Monthly)**			FL&U	Out of Pool	Fee	Value	Charge Type	Charge Basis
Number	Name	MCF	Mmbtu	BTU						
850142-D	BRIDGELINE STORAGE WD DEL	-81,000.0	-81,000	1.0000		-81,000	\$0.0800	\$-6,480.00	Storage Withdrawl	MMBTU
		82,271.0	82,271	1.0000		82,271	\$0.0800	\$6,581.68	Storage Withdrawl	MMBTU
		<u>1,271.0</u>	<u>1,271</u>	<u>1.0000</u>	0	<u>1,271</u>		<u>\$101.68</u>		
					Balance	-1,271				

Bridgeline Holdings, L.P.
Shipper Pool Detail

Prod Month/Year Feb-2026
Shipper 4102 - Delta New Orleans Gas Company, LLC
Contract TRN00629
Shipper Pool ENTERGY NO TRN00629 STORAGE POOL

Run Date: 4/20/2026
Statement #: 0414202600089-1
Invoice #: C2604S0551

Receipts

Meter		Volumes (Monthly)**				Into Pool	Fee	Value	Charge Type	Charge Basis
Number	Name	MCF	Mmbtu	BTU	FL&U	Mmbtu				
850141-R	BRIDGELINE STORAGE INJ RCT	896.0	896	1.0000	16	880	\$0.0000	\$0.00	Base Rate	MMBTU
		896.0	896	1.0000	16	880		\$0.00		
					Balance	880				

Bridgeline Holdings, L.P.
Shipper Pool Detail

Prod Month/Year Jan-2026
Shipper 4102 - Delta New Orleans Gas Company, LLC
Contract TRN00629
Shipper Pool ENTERGY NO TRN00629 STORAGE POOL

Run Date: 4/20/2026
Statement #: 0414202600089-1
Invoice #: C2604S0727

Receipts

Meter		Volumes (Monthly)**				Into Pool	Fee	Value	Charge Type	Charge Basis
Number	Name	MCF	Mmbtu	BTU	FL&U	Mmbtu				
850141-R	BRIDGELINE STORAGE INJ RCT	12,547.0	12,547	1.0000	225	12,322	\$0.0000	\$0.00	Base Rate	MMBTU
		12,547.0	12,547	1.0000	225	12,322		\$0.00		
					Balance	12,322				

Production Month: 03/2026**Other Charges**

<u>Other Charge Description</u>		
RESERVATION FEE		\$95,900.00
	Total Other Charges	\$95,900.00
	Total for 03/2026	\$95,900.00
	Total Amount Due	\$95,900.00



INVOICE

Payment by Wire Transfer To:

[Redacted]

Mail All Other Remittance To:

[Redacted]

Customer:

Delta Utilities
201 St. Charles Avenue, Suite 3000
New Orleans, LA 70170

Primary Atmos Representative:

Cliff Wilson
cliff.wilson@atmosenergy.com
601-503-5664

Secondary Atmos Representative:

Charles Stiebing, III
charles.stiebing@atmosenergy.com
504-677-3756

Customer Contacts:

Gas Supply
gassupply@deltautilities.com

Customer Contacts:

Beau Tichenor
beau.tichenor@deltautilities.com

Account Summary:

Customer: 3074386570
Contract: 4004600
Invoice: AELIG-0023460
Invoice Date: 15-Apr-2026
Due Date: 27-Apr-2026
Total Amount Due: \$341,851.25

Production Date	Delivery Location	Delivery Location Name
-----------------	-------------------	------------------------

Mar-26 8000219404 AELIG-Delta Utilities NOPSI City Gate

Line Item	Description	MCF	MMBTU/Count	Rate	Net Amount
1	Buy Back	-19,924.528	-20,000.000*	3.55600	(\$71,120.00)
2	Natural Gas Sales	120,724.495	123,275.000*	3.35000	\$412,971.25
SUBTOTAL FOR LOCATION: 8000219404		100,799.967	103,275.000		\$341,851.25
TOTAL FOR PROD DATE: Mar-2026		100,799.967	103,275.000		\$341,851.25

Total Charges	\$341,851.25
Previous Balance	\$0.00
Total Amount Due	\$341,851.25

* Billed Quantity

IMPORTANT: Atmos Energy DOES NOT change banking information without extensive prior notification by assigned Atmos Energy representatives. If any discrepancies are noticed, please contact assigned Atmos Energy representative immediately, before submission of any payment. To provide additional transaction security before submitting a payment, you should verify the invoice ABA# for ACH, ABA# for Wire, and Bank Routing Number information against your records and/or previous invoices.

IMPORTANT NOTICE: Never rely solely on wiring instructions sent via email. Cyber criminals are hacking email accounts and sending emails with fake wiring instructions. These emails may appear legitimate, convincing, and sophisticated. Always independently confirm wiring instructions in person or via a telephone call to a trusted and verified phone number (not the number contained in the emailed instructions). Never wire money without double-checking that the wiring instructions are correct.

SELLER:
Symmetry Energy Solutions, LLC
9811 Katy Freeway
Suite 1400
Houston, TX 77024

Accountant:
Contact: Hillary Mack III
Email: hillary.mack@symmetryenergy.com
Phone: 281-915-6091
Fax: 713-983-2643

BUYER:
Delta New Orleans Gas Company, LLC
201 St. Charles Avenue
Suite 3000
New Orleans, LA 70170

Invoice Attention List:
Contact: Delta Accounting
Email: accounting@deltautilities.com
Contact: Megan Elkins
Email: megan.elkins@deltautilities.com
Contact: Gas Supply
Email: gassupply@deltautilities.com

Remit To:
Symmetry Energy Solutions, LLC

Payment by Wire Transfer to:

[Redacted Payment Information]



Sales Invoice
Invoice #: 2167407
Invoice Date: 04/16/26
Due Date: 04/27/26
Amount Due: \$1,510,986.37
Account #:
Svc. Addr: **\$1,479,223.87**
Cust. Ref.:
PO #:
Buyer: DELTA NEW ORLEANS GAS COMPANY, LLC-541894

Deal Num	Description	Buy / Sell	Pipeline	Location	Delivery Period	Start/End Dates	Price (\$/MMBtu)	Volume (MMBtu)	Amount (\$)
----------	-------------	------------	----------	----------	-----------------	-----------------	------------------	----------------	-------------

CURRENT DELIVERY PERIOD - MAR-26

Gas Sales

29655452	Natural Gas Sales	Sell	Gulf South	NOPSI Aggregate	Mar-26	1 31	2.9800	341,000	\$1,016,180.00
29655452	Natural Gas Sales	Sell	Gulf South	NOPSI Aggregate	Mar-26	27 27	3.1150	5,000	\$15,575.00
29655452	Natural Gas Sales	Sell	Gulf South	NOPSI Aggregate	Mar-26	31 31	3.0400	5,000	\$15,200.00
29655452	Overtake	Sell	Gulf South	NOPSI Aggregate	Mar-26	1 31	3.0670	14,106	\$43,263.14
Total for Pipeline Gulf South:								365,106	\$1,090,218.14
31970580	Natural Gas Sales	Sell	LRM	St. Claude	Mar-26	1 31	3.3300	123,981	\$412,856.73
Total for Pipeline LRM:								123,981	\$412,856.73
Total for Gas Sales:								489,087	\$1,503,074.87

Transport Fuel

29655452	Transport Fuel	Sell	Gulf South	NOPSI Aggregate	Mar-26	1 31	2.9800	2,577	\$7,678.94
29655452	Transport Fuel	Sell	Gulf South	NOPSI Aggregate	Mar-26	27 27	3.1150	38	\$117.70
29655452	Transport Fuel	Sell	Gulf South	NOPSI Aggregate	Mar-26	31 31	3.0400	38	\$114.86
Total for Transport Fuel:								2,652	\$7,911.50

Total for Current Delivery Period: \$1,510,986.37

Electronic (Wire/ACH/mySES) payment preferred.

Please include your invoice number or customer ID with all payments to ensure timely posting to customer account.

Payment remittance information can be emailed to ar@symmetryenergy.com

Deal Num	Description	Buy / Sell	Pipeline	Location	Delivery Period	Start/End Dates	Price (\$/MMBtu)	Volume (MMBtu)	Amount (\$)
----------	-------------	------------	----------	----------	-----------------	-----------------	------------------	----------------	-------------

TOTAL AMOUNT DUE:

\$1,510,986.37

Symmetry Reimbursement for Gulf South Storage Transfer Fee on January Gulf South Invoice **\$-31,762.50**

\$1,479,223.87

Electronic (Wire/ACH/mySES) payment preferred.

Please include your invoice number or customer ID with all payments to ensure timely posting to customer account.

Payment remittance information can be emailed to ar@symmetryenergy.com



DELTA NEW ORLEANS GAS COMPANY, LLC

Date: April 27, 2026

Attn: SCHOTT, BRAD

Email: BSCHOTT@ENTERGY.COM

201 St. Charles Avenue, Suite 3000
New Orleans, LA 70130

ENTERGY NEW ORLEANS, LLC
2107 RESEARCH FOREST DRIVE
SUITE 600

THE WOODLANDS, TX 77380

Production Month: March 2026

Invoice #: 1015

Due Date: May 7, 2026

Account: 10213

TSP	Meter No.	Meter Name	Type of Charge	Deal No.	Date	Volume (MMBTU)	Price	Amount
Delta New Orleans		NOPS Power Plant	TR	39		135,195	0.00500	\$ 675.97
						135,195		675.97

135,195 Total Due: 675.97

