



May 28, 2026

Clerk of Council
Council of the City of New Orleans
1300 Perdido Street
Rm. 1E09
New Orleans, LA 70112

In accordance with Rider Schedule FAC-5 that was approved by the New Orleans City Council pursuant to Resolution R-20-67 in Council Docket UD-18-07, Entergy New Orleans, LLC has calculated Fuel Adjustments for the June 2026 billing cycle as follows:

ENO Fuel Adjustment Clause Rate for the Billing Month for:

- | | | |
|----|--|-----------------|
| 1. | Non-Transmission Service Voltage Level Sales | \$0.008599 /kWh |
| 2. | Transmission Service Voltage Level Sales | \$0.008616 /kWh |

The rates above include \$7.8M in revenue from sales to MISO. Per the letter received from Councilmember Morrell on May 28, 2026, the Fuel Adjustments for the June 2026 billing cycle will include a \$2.4M adjustment plus interest that will be used to mitigate future FAC rates, as the Council deems appropriate. These adjusted rates are as follows:

- | | | |
|----|--|-----------------|
| 1. | Non-Transmission Service Voltage Level Sales | \$0.014953 /kWh |
| 2. | Transmission Service Voltage Level Sales | \$0.014982 /kWh |

ENO submits with this filing the following documents to support these fuel calculations:

1. Attachment A of Rider Schedule FAC-5
2. Copy of backup work sheets
3. Complete copy of the Intra-System Billings on the accompanying CD

Entergy New Orleans, LLC will commence billing the above specified fuel adjustments in June bills.

Very truly yours,

Scott Celino

Scott Celino
Manager, Fuel & Special Riders

SC/jl



JP MORRELL
COUNCILMEMBER AT-LARGE

Office (504) 658-1070
1300 Perdido Street • Suite 2W50
New Orleans, Louisiana 70112

New Orleans City Council

May 28, 2026

Harry Barton
Director – Regulatory Affairs
Entergy New Orleans, LLC
1600 Perdido Street, Bldg 505
New Orleans, LA 70112

Dear Mr. Barton,

I have reviewed your letter dated May 21, 2026 regarding the June 2026 Fuel Adjustment Clause (“FAC”), wherein you indicate that the as-calculated FAC rate for June 2026 is 65% lower than the May 2026 FAC rate. The letter also noted that the as-calculated Purchased Power Capacity Adjustment (“PPCR”) for June 2026 is 186% higher than the May 2026 PPCR. ENO proposed billing a FAC rate of \$0.014965/kWh for June 2026, which is lower than the May rate, sufficient to offset the June PPCR rate, and would generate a credit that can be used for future mitigation according to the Council’s direction.

I am authorizing Entergy New Orleans to implement its proposed June 2026 FAC rate. If you need anything else, please contact me, the Council Utilities Regulatory Office, or the utility advisors.

Sincerely,

A handwritten signature in blue ink, appearing to read "JP Morrell".


JP Morrell
President, New Orleans City Council

AFFIDAVIT

STATE OF TEXAS

COUNTY OF MONTGOMERY

BEFORE ME, the undersigned authority, personally came and appeared, Michael J Goin, who after being duly sworn by me, did depose and say that he is the Vice President, Fuel Supply Operations of Entergy Services, LLC and is authorized to purchase fuel for Entergy New Orleans, LLC and is responsible for the fuel purchases reported herein and that such purchases were contracted in arms-length bargaining at the lowest competitive price at which Entergy New Orleans, LLC could purchase consistent with sound engineering and business practices.

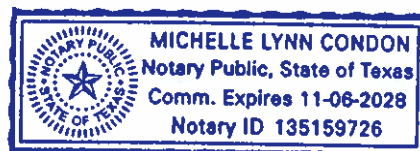


Vice President, Fuel Supply Operations
Entergy Services LLC

SWORN TO AND SUBSCRIBED before me this 5th day
of May, 2026



Notary Public or Official




AFFIDAVIT

STATE OF LOUISIANA

PARISH OF ORLEANS

BEFORE ME, the undersigned authority personally came and appeared, Scott M. Celino, who after being duly sworn, deposed that he is the person responsible for the preparation of the cost of fuel adjustment and all the information and calculations contained herein are, to the best of his knowledge and belief, true and correct.





Scott M. Celino
Manager, Fuel & Special Riders
Entergy Services, Inc.

SWORN TO AND SUBSCRIBED

before me this 20th day of

May, 2026.



**ENTERGY NEW ORLEANS, LLC
FUEL ADJUSTMENT CLAUSE RATE FORMULA**

Data Based on Operations Month of April 2026
Applied to Bill in the Month of June 2026

LINE NO	DESCRIPTION	REFERENCE		
SECTION 1				
FUEL RATES				
1	Total Actual Fuel and Purchased Power Energy Costs for Operations Month - Per Books	WP3, L13	<u>\$5,544,861.35</u>	
1a	Total Company kWh Input for Operations Month	WP4	<u>401,577,857</u> kWh	
1b	Fuel Rate	L1/L1a	<u>\$0.013808</u> /kWh	
2	Non-Transmission Service Level Voltage Loss Factor	Attachment A: P3, L5	<u>1.002389</u>	
3	Rate per kWh Delivered for Non-Transmission Service Voltage Level Sales in Billing Month	L1b * L2		\$0.01384 /kWh
4	Transmission Service Level Voltage Loss Factor	Attachment A: P3, L6	<u>1.004522</u>	
5	Rate per kWh Delivered for Transmission Service Voltage Level Sales in Billing Month	L1b* L4		<u>\$0.01387</u> /kWh
SECTION 2				
(OVER) / UNDER SURCHARGE RATE				
6	ENOL (Over) / Under Surcharge Rate for All kWh Sales in Billing Month	Attachment A: P2, L11		<u>\$0.001112</u> /kWh
SECTION 3				
FUEL ADJUSTMENT CLAUSE RATES				
ENO Fuel Adjustment Clause Rate in Billing Month for:				
7	Non-Transmission Service Voltage Level Sales	L3 + L6		<u>\$0.014953</u> /kWh
8	Transmission Service Voltage Level Sales	L5 + L6		<u>\$0.014982</u> /kWh

ENTERGY NEW ORLEANS,LLC
FUEL ADJUSTMENT CLAUSE RATE FORMULA
ENO SURCHARGE FOR (OVER) / UNDER BILLING RECOVERY
 Data Based on Operations Month of April 2026
 Applied to Bill in the Month of June 2026

LINE NO	DESCRIPTION	REFERENCE		
SECTION 1				
FUEL ADJUSTMENT REVENUE				
1	Non-Transmission Service Voltage Level Revenue for Operations Month	WP2	\$7,956,275.96	
2	Transmission Service Voltage Level Revenue for Operations Month	WP2	\$559,004.73	
3	Total Fuel Adjustment Revenue for Operations Month	L1+L2		<u>\$8,515,280.69</u>
SECTION 2				
CUMULATIVE (OVER) / UNDER COLLECTION				
4	ENO Cumulative (Over) / Under Collection from Previous Month	Attachment A: P2 L9 of Previous Month Filing	\$9,093,306.54	
5	ENO Fuel & Purchased Power Costs	WP3: L13	\$5,544,861.35	
6	Fuel Adjustment Revenue for Operations Month	L3	\$8,515,280.69	
7	Prior Period Adjustments			
8	Interest on Average of Beginning-of-Month and End-of-Month Cumulative (Over) / Under Balances for Operations Month	((L4 + (L4+L5 -L6+L7)) / 2) * ((Prime Rate) / 12) (See Note)	<u>\$42,795.54</u>	
9	ENO Cumulative (Over) / Under for Operations Month	L4 + L5 - L6 + L7 + L8		<u>\$6,165,682.74</u>
SECTION 3				
(OVER) / UNDER SURCHARGE RATE				
10	ENO Sales for 12 Months Ending With Operations Month	WP2, Ln 13	<u>5,543,228,012</u> kWh	
11	ENO (Over) / Under Surcharge Rate for All kWh Sales in Billing Month	L9/L10		<u>\$0.001112</u> /kWh

Note: Prime Rate on the last business day of the operations month as stated in the Wall Street Journal was 6.75%.

ENTERGY NEW ORLEANS, LLC
FUEL ADJUSTMENT CLAUSE RATE FORMULA
LOSS FACTORS / LOSS MULTIPLIERS
 Data Based on Operations Month of April 2026
 Applied to Bill in the Month of June 2026

LINE NO	DESCRIPTION	REFERENCE	
SECTION 1			
SALES AND INPUT			
1	Total Company Sales Subject to FAC for 12 Months Ending with Operations Month	WP2, Ln 13	<u>5,248,855,439</u> kWh
2	Total Company Net Area Input for 12 Months Ending with Operations Month	WP4, Col. (d) 12 Mths.	<u>5,557,099,539</u> kWh
3	Transmission Service Voltage Level Sales for 12 Months Ending with Operations Month Adjusted to Input Level	WP2, Ln 20	<u>295,703,726</u> kWh
4	Net Area Input for Non-Transmission Service Voltage Level for 12 Months Ending with Operations Month	L2 - L3	<u>5,261,395,813</u> kWh
SECTION 2			
LOSS FACTORS			
<i>Loss Factors:</i>			
5	Non-Transmission Service Level Voltage Loss Factor	L4 / L1	<u>1.002389</u>
6	Transmission Service Level Voltage Loss Factor	WP5	<u>1.004522</u>

ENTERGY NEW ORLEANS, LLC
 KWH SALES FOR 12 MONTHS ENDED April 2026
 AS REVISED FOR EIS FIRM AND EIS AVAILABLE/OFF PEAK

	(a)	(b)	(c)	(d)	(e)	(f)	(g)	(h)	(i)	(j)	
Transmission Service Level											
Line No.	Oper. Mth.	Residential	Gov. & Mun. Incl. HV	Commercial	Industrial Incl. Transmission Service Level	HV	LIS	EIS Firm	EIS Available & Off-Peak	Interdept.	Non-Transmission Level Sales for FAC (a+b+c+d-e-f-g-h+i)
1	May-25	167,533,300	63,196,793	166,138,114	30,538,969	12,717,915	11,130,000	-	-	212,664	403,771,924
2	Jun-25	216,447,552	69,810,194	190,786,382	34,137,111	13,673,325	11,970,000	-	-	212,664	485,750,578
3	Jul-25	271,556,366	72,661,552	204,818,674	35,705,788	13,692,515	12,096,000	-	-	212,664	559,166,529
4	Aug-25	268,283,779	70,964,826	203,366,630	37,051,310	14,886,367	13,146,000	-	-	212,664	551,846,841
5	Sep-25	252,057,617	72,920,626	201,984,544	36,201,050	14,943,053	13,020,000	-	-	212,664	535,413,448
6	Oct-25	204,313,761	69,013,126	182,461,084	33,250,868	13,836,934	11,550,000	-	-	212,664	463,864,569
7	Nov-25	139,681,932	60,681,931	154,183,269	31,671,864	13,638,076	13,398,000	-	-	212,664	359,395,583
8	Dec-25	157,173,569	61,837,854	149,449,945	30,898,101	11,088,826	14,658,000	-	-	212,664	373,825,308
9	Jan-26	181,440,043	61,517,118	153,614,231	24,090,024	11,315,083	7,434,000	-	-	212,664	402,124,997
10	Feb-26	198,276,188	56,611,458	146,134,482	24,870,251	11,421,009	8,694,000	-	-	212,664	405,990,034
11	Mar-26	141,236,381	59,195,578	147,233,719	27,567,343	10,116,151	11,004,000	-	-	212,664	354,325,534
12	Apr-26	135,845,968	62,126,971	150,125,647	30,012,163	12,763,319	12,180,000	-	-	212,664	353,380,093
13	Total 12 Mths.	2,333,846,455	780,538,025	2,050,296,722	375,994,842	154,092,573	140,280,000	0	0	2,551,968	5,248,855,439
12 Months Transmission Service Level Sales											
Adjusted to Input Level:											
14	Transmission Service Excl. EIS Available & Off-Peak										294,372,573
15	Voltage Level Adj.										1.004522
16	Input for Transmission Service Level Sales (Excl. EIS Avail. & Off-Peak)										295,703,726
17	EIS Available & Off-Peak										0
18	Voltage Level Adj. for EIS Avail. & Off-Peak (Other Trans. Serv. Level Voltage Level Adj. * 1.3)										1.305879
19	Input for Rate Schedule EIS Available & Off-Peak										0
20	Total Input for Transmission Level Sales										295,703,726

ENTERGY NEW ORLEANS, LLC
 REVENUE FOR 12 MONTHS ENDED April 2026
 AS REVISED FOR EIS FIRM AND EIS AVAILABLE/OFF PEAK

	(a)	(b)	(c)	(d)	(e)	(f)	(g)	(h)	(i)	(j)	
	<u>Transmission Service Level</u>										
Line No.	Oper. Mth.	Residential	Gov. & Mun. Incl. HV	Commercial	Industrial Incl. Transmission Service Level	HV	LIS	EIS Firm	EIS Available & Off-Peak	Interdept.	Non-Transmission Level Revenues for FAC (a+b+c+d-e-f-g-h+i)
1	May-25	3,575,444	1,352,397	3,701,732	640,080	262,383	229,623	-	-		8,777,646
2	Jun-25	4,060,936	1,305,672	3,613,380	628,902	247,255	216,454	-	-		9,145,182
3	Jul-25	5,571,614	1,490,252	4,186,909	725,317	273,960	242,017	-	-		11,458,115
4	Aug-25	4,906,373	1,294,924	3,755,910	668,005	264,620	233,683	-	-		10,126,909
5	Sep-25	3,888,551	1,130,270	3,168,196	552,113	225,461	196,446	-	-		8,317,224
6	Oct-25	3,212,937	1,083,059	2,865,678	519,644	214,915	179,395	-	-		7,287,008
7	Nov-25	2,089,417	905,860	2,316,216	469,449	200,889	197,353	-	-		5,382,700
8	Dec-25	2,221,631	874,894	2,121,447	436,485	156,585	206,986	-	-		5,290,886
9	Jan-26	1,759,573	601,146	1,531,893	233,039	109,270	71,790	-	-		3,944,591
10	Feb-26	2,829,454	802,283	2,039,881	353,943	162,133	123,420	-	-		5,740,008
11	Mar-26	3,764,526	1,582,994	3,802,467	742,099	272,468	296,382	-	-		9,323,237
12	Apr-26	3,038,569	1,392,881	3,412,128	671,703	286,039	272,966	-	-		7,956,276
13	Total 12 Mths.	40,919,025	13,816,631	36,515,838	6,640,778	2,675,978	2,466,513	0	0		92,749,782

ENTERGY NEW ORLEANS, LLC
 FUEL/ PURCHASED POWER COSTS AND NET AREA KWH
 April 2026

COSTS

		<u>Per Book</u>
1. Fuel to Acct. 501		6,747,434.47
2. Gas Hedging Results		0.00
3. Fuel to Acct. 547		0.00
4. Purchased Energy to Acct. 555 - Resource Plan PPAs		2,832,848.00
4a. Purchased Energy to Acct. 555 - MISO Economy Purchases		(113,327.32)
4b. Purchased Energy to Acct. 555 - Solar PPAs		572,098.67
4c. Purchased Energy to Acct. 555 - Grand Gulf PPA		1,434,829.74
4d. Purchased Energy to Acct. 555 - Cogen, Net Metering		2,051.65
5. Total Fuel & Purchased Energy Costs	Sum of Lns. 1 to 4d	11,475,935.21
6. Sales to Non-Assoc. Cos. Acct. 447		0.00
6a. Sales to Non-Assoc. Cos. Acct. 447002 - MISO Economy Sales		7,754,113.81
7. Total Sales for Resale	Sum of Lns. 6 and 6a	7,754,113.81
8. Fuel Oil Costs:		
8a. Acct. 501		0.00
8b. Acct. 547		0.00
9. Total Fuel Oil	Sum of Lns. 8a and 8b	0.00
10. Fuel Credit Deferral including interest		2,373,573.13
10a.		0.00
11. Fuel Cost Adjustments	Sum of Lns. 10 and 10a	2,373,573.13
12. Removal of LTSA included in costs above	WP3.6	(550,533.18)
13. Fuel & Purchased Power Energy to ENOL Net Area	L5 - L7 +L9 + L11 + L12	5,544,861.35
<u>NET AREA INPUT (KWH)</u>		
14. MISO sales		(317,907,789)
15. Gas Generation		360,954,901
16. Grand Gulf PPA		172,278,011
17. Purchased Power - Resource Plan energy		147,918,921
18. Purchased Power - Non-Assoc		21,092,777
19. Purchased Power - Solar		15,921,694
20. Solar Generation		1,278,198
21. Cogen and Net Metering		41,144
22. TOTAL NET AREA INPUT		401,577,857

FAC Recoverable Costs

Year	2026
GL Business Unit	N0000
Accounting Period	4

Row Labels	Sum of Monetary Amt
447002	(7,754,113.81)
737	(7,754,113.81)
MISO Energy Sales	(7,744,861.51)
MISO Other Rev	(783.62)
Rev 202603 MISO Sales	(35,738.20)
Rev 202512 MISO Sales	(88.03)
Rev 202512 MISO Ancillaries	161.17
Rev 202512 MISO Uplift	18,784.46
MISO Ancillary Rev	(32,435.47)
Rev 202603 MISO Uplift	40,847.39
501203	6,747,434.47
172	6,747,434.47
GSPL	155,890.65
ARM ENERGY	1,284,557.29
STORAGE - Injection	(431,035.18)
STORAGE - Withdrawal	63,102.09
TRANS-UNION	3,513.60
CASTLETON COMMODITIES MERCHANT	21,039.63
VITOL INC	451,544.52
ENTERPRISE PRODUCTS OPERATING	412,765.49
Enable Energy Resources LLC	308,223.49
KOCH ENERGY SERVICES LLC	2,081,527.43
REGENCY INTRASTATE GAS LP	97,118.69
CIMA ENERGY	50.00
CONOCOPHILLIPS COMPANY	25,667.12
REGENCY	8,644.19
MORGAN STANLEY CAPITAL GROUP I	362,026.31
SOUTHWEST ENERGY LP	68,729.70
SPOTLIGHT ENERGY LLC	49.95
CONCORD ENERGY LLC	728,560.18
TENASKA MARKETING VENTURES	15,372.51
UNITED ENERGY TRADING	141,178.16
Union Offline Aux	456.63
GULF SOUTH PIPELINE COMPANY LL	459,000.00
NEXTERA ENERGY MARKETING LLC	209,760.35
DTE	102,237.80
TRANS-UNION INTERSTATE PIPELIN	110,451.50
ADJ 2.2026 STORAGE - Injection	81,073.12
ADJ 1.2026 STORAGE - Withdrawa	(146,162.13)
TRANS-UNION IMBALANCE	(2,675.64)
ADJ 1.2026 STORAGE - Injection	(195,033.61)
ADJ 1.2026 STORAGE	(1,943.24)
TEXLA ENERGY MANAGEMENT INC.	4,776.38
ADJ 2.2026 STORAGE - Withdrawa	(180,512.56)
Union Power 1 1Q26 LTSA True-u	(1,004.45)
ECO-ENERGY LLC	34,269.98
ADJ 2.2026 STORAGE	(3,091.12)
Union Power 1 Apr 2026 LTSA	477,305.64
555002	458,771.35
215	458,771.35
MISO Congestion	(791,796.06)
MISO Congestion_ARR	7,348.32
MISO Energy Purchases	465,983.11
MISO Losses	72,561.21
MISO Uplift Exp	203,253.11
IRIS - ENERGY ADJUSTMENT	38,171.07
IRIS Delivered RE Energy	359,760.75
STJAMES - ENERGY ADJUSTMENT	20,172.67
STJAMES Delivered RE Energy	150,998.00
Rev 202603 Purchases Iris RE A	(21,861.45)
Rev 202509 MISO Ancillaries	0.94
Rev 202603 MISO Losses	11,835.15
Rev 202508 Purchases St James	(13.20)
20YY Excess Congestion Fund di	(88,696.30)
Rev 202512 MISO Congestion AAR	(272.91)
Rev 202603 MISO Purchases	1,498.44
Rev 202509 MISO Other Charges	0.03
Rev 202512 Purchases Iris Sche	10.79
Rev 202508 MISO Ancillaries	0.27
Rev 202603 MISO Congestion	7,124.02
Rev 202508 MISO Congestion	523.07
Rev 202508 Purchases Iris Sche	1.01
Rev 202509 Purchases Iris RE A	(35.53)
Rev 202509 Purchases St James	(0.01)
Rev 202512 Purchases Iris RE A	(383.83)
Rev 202603 Purchases St James	765.29
Rev 202509 MISO Losses	0.64
Rev 202603 MISO Other Charges	0.01
Rev 202508 MISO Other Charges	(523.06)
Rev 202508 MISO Uplift	(3.21)
Rev 202508 Purchases Iris RE A	1.46
Rev 202509 Purchases Iris Sche	0.65
Rev 202603 MISO Ancillaries	5,616.25
Rev 202603 MISO Congestion AAR	(121.00)
Rev 202512 MISO Other Charges	(0.07)
Rev 202603 Purchases Iris Sche	24,511.00
Rev 202512 MISO Purchases	(5,735.63)
Rev 202512 MISO Losses	(1,923.62)
Rev 202508 MISO Losses	7.38
Rev 202509 MISO Uplift	(7.41)
555005	2,051.65
221	2,051.65
CRESCENT CROWN_CoG_Mar26	95.04
Net Metering Credit - Apr'26	1,956.61
555006	1,434,829.74
181	1,434,829.74
Fuel Charge	1,434,829.74
555010	2,832,848.00
235	2,832,848.00
Algiers PPA Energy	870,301.91
Algiers PPA Energy (NP6)	37,748.59
EAL MSS-4 ENERGY	132,571.16
ELA - RB30 Energy	1,046,206.91
ENOL - NM6 Energy	746,019.43
Grand Total	3,721,821.40

FAC Non-recoverable Costs

Year	2026
GL Business Unit	N0000
Accounting Period	4

Row Labels	Sum of Monetary Amt
447002	(292,313.18)
219	(292,313.18)
MISO Resource Adequacy Auction	(390,768.97)
Rev 202603 MISO Rsrce Adqacy Au	0.07
Rev 202512 MISO Rsrce Adqacy Au	98,455.72
555002	190,699.55
219	190,699.55
IRIS - 50 MW - CAP CHG ADJUSTM	12,717.65
IRIS - 50 MW CAP CHG	119,926.29
STJAMES - 20 MW - CAP CHG ADJ	6,716.94
STJAMES - 50 MW CAP CHG	50,339.95
Rev 202603 Purchases Iris CAP	883.18
Rev 202508 Purchases St James	(4.40)
Rev 202512 Purchases Iris CAP	(124.35)
Rev 202509 Purchases Iris CAP	(11.63)
Rev 202603 Purchases St James	255.09
Rev 202508 Purchases Iris CAP	0.83
555006	7,895,430.29
180	7,895,430.29
Demand Charge	8,509,057.32
ENOL 25FRP-BillMitTurnaround	(613,627.03)
555010	9,265,369.02
239	9,265,369.02
Algiers PPA Capacity	1,653,809.70
Algiers PPA Capacity (NP6)	86,547.23
Algiers PPA WF3 Decomm	20,732.07
EAL MSS-4 CAPACITY	2,344,915.71
ELA - RB30 Capacity	3,449,144.73
ENOL - NM6 Capacity	1,710,419.58
555015	13,275.33
219	13,275.33
MISO Sch 24 Admin	13,269.67
Rev 202509 MISO Admin Sched 24	0.05
Rev 202508 MISO Admin Sched 24	0.05
Rev 202603 MISO Admin Sched 24	(10.74)
Rev 202512 MISO Admin Sched 24	16.30
5552RE	454.25
269	454.25
Automated Accrual	454.25
5553RE	-
269	84,946.62
codeblock correction	84,946.62
178	(84,946.62)
codeblock correction	(84,946.62)
Grand Total	17,072,915.26

KWH

Year	2026
GL Business Unit	N0000
Accounting Period	4

Row Labels	Sum of Statistics Amt
447002	(317,907,789.00)
MISO Energy Sales	(316,642,787.00)
Rev 202512 MISO Sales KWH	1,729.00
Rev 202603 MISO Sales KWH	(1,266,731.00)
501203	360,954,901.00
NOPS	19,927,000.00
NOPS Aux	(195,249.00)
UNION 1 NAT GAS	341,223,150.00
555002	37,014,471.00
MISO Energy Purchases	21,221,763.00
IRIS Delivered RE Energy	7,518,356.00
STJAMES Delivered RE Energy	3,129,489.00
IRIS - 50 MW - CAP CHG ADJUSTM	265,432.00
IRIS - 50 MW CAP CHG	2,506,243.00
STJAMES - 20 MW - CAP CHG ADJU	139,164.00
STJAMES - 50 MW CAP CHG	1,043,311.00
IRIS - ENERGY ADJUSTMENT KWH	796,670.00
STJAMES - ENERGY ADJUSTMENT KW	417,936.00
Rev 202603 Purchases Iris RE E	(452,226.00)
Rev 202508 Purchases Iris Sche	22.00
Rev 202509 Purchases Iris Sche	14.00
Rev 202512 Purchases Iris RE E	(228.00)
Rev 202603 MISO Purchases KWH	60,669.00
Rev 202508 Purchases Iris RE E	3,038.00
Rev 202512 Purchases Iris Sche	228.00
Rev 202603 Purchases Iris CAP	20,003.00
Rev 202509 Purchases Iris RE E	(14.00)
Rev 202512 MISO Purchases KWH	(189,655.00)
Rev 202508 Purchases Iris CAP	1,020.00
Rev 202603 Purchases Iris Sche	512,236.00
Rev 202603 Purchases St James	21,000.00
555005	41,143.76
CRESCENT CROWN_CoG_Mar26	4,362.00
Net Metering Credit - Apr26	36,781.76
555010	147,918,921.00
Algiers PPA Energy	36,545,869.00
Algiers PPA Energy (NP6)	1,171,173.00
EAL MSS-4 ENERGY	17,420,531.00
ENOL - NM6 Energy	23,145,701.00
ELA - RB30 Energy	69,635,647.00
555006	172,278,011.00
POWER PURCHASED - KWH	172,278,011.00
558200	1,278,198.00
CANTELLI ALMONASTER SOLAR/QF -	40,229.00
MICHOUD GLOBAL SOLAR/QF - MICH	52,328.00
NOS SOLAR/QF - NOS SOLAR	602,973.00
PATERSON SOLAR	33,360.00
QF DWYER SOLAR/QF - DWYER SOLA	5,190.00
QF TCI FRANCE SOLAR/QF - TCI F	202,499.00
TCI ALVAR ST SOLAR/QF - TCI AL	234,217.00
UNO SOLAR/QF - UNO SOLAR	94,134.00
RTA CARROLLTON SOLAR/QF - RTA	13,268.00
Grand Total	401,577,856.76

Estimated FOR ENTERGY ENOL FOR 202604

SUPPLIER	Data										
	MCF@14.73	Scheduled Delivered	Fuel MMBTU	Scheduled Receivable	Net Amount	TRSP	Other	State Tax	County Tax	Gross Amount	
ARM ENERGY	351,324.68	361,898.00	4,429.00	366,327.00	\$ 845,808.11	5,280.15	0.00	13,744.38	0.00	\$ 864,832.64	
CASTLETON COMMODITIES MERCHANT TRADING L.P.	7,996.63	8,237.00	63.00	8,300.00	\$ 20,654.00	74.55	0.00	335.63	0.00	\$ 21,064.18	
CONCORD ENERGY LLC	293,423.11	302,330.00	1,264.00	303,594.00	\$ 716,861.19	1,946.27	0.00	11,648.99	0.00	\$ 730,456.46	
CONOCOPHILLIPS COMPANY	10,064.08	10,367.00	133.00	10,500.00	\$ 25,207.50	156.54	0.00	409.62	0.00	\$ 25,773.66	
DTE	40,609.18	41,831.00	469.00	42,300.00	\$ 100,603.00	558.28	0.00	1,634.80	0.00	\$ 102,796.08	
ECO-ENERGY LLC	14,092.82	14,517.00	183.00	14,700.00	\$ 33,722.00	219.21	0.00	547.98	0.00	\$ 34,489.19	
Enable Energy Resources LLC	122,732.90	126,452.00	498.00	126,950.00	\$ 303,245.75	775.82	0.00	4,927.74	0.00	\$ 308,949.31	
ENTERPRISE PRODUCTS OPERATING LLC	165,372.07	170,397.00	713.00	171,110.00	\$ 406,116.10	1,086.44	0.00	6,599.39	0.00	\$ 413,801.93	
GULF SOUTH PIPELINE COMPANY LLC	0.00	0.00	0.00	0.00	\$ -	0.00	459,000.00	0.00	0.00	\$ 459,000.00	
KOCH ENERGY SERVICES LLC	837,140.88	862,455.00	3,020.00	865,475.00	\$ 2,048,194.27	4,863.06	0.00	33,283.16	0.00	\$ 2,086,340.49	
MORGAN STANLEY CAPITAL GROUP INC	145,337.95	149,712.00	1,838.00	151,550.00	\$ 356,188.25	2,186.01	0.00	5,788.06	0.00	\$ 364,162.32	
NEXTERA ENERGY MARKETING LLC	84,070.40	86,600.00	0.00	86,600.00	\$ 206,406.25	116.85	0.00	3,354.10	0.00	\$ 209,877.20	
REGENCY INTRASTATE GAS LP	16,309.11	16,800.00	0.00	16,800.00	\$ 42,688.50	25.20	53,686.50	693.69	0.00	\$ 97,093.89	
SOUTHWEST ENERGY LP	26,882.85	27,732.00	118.00	27,850.00	\$ 67,581.50	185.74	0.00	1,098.20	0.00	\$ 68,865.44	
TENASKA MARKETING VENTURES	5,939.23	6,124.00	26.00	6,150.00	\$ 15,077.50	41.02	0.00	245.01	0.00	\$ 15,363.53	
TEXLA ENERGY MANAGEMENT INC.	1,932.82	1,977.00	23.00	2,000.00	\$ 4,700.00	37.98	0.00	76.38	0.00	\$ 4,814.35	
TRANS-UNION INTERSTATE PIPELINE LP	0.00	0.00	0.00	0.00	\$ -	0.00	110,451.50	0.00	0.00	\$ 110,451.50	
UNITED ENERGY TRADING	54,671.68	56,317.00	683.00	57,000.00	\$ 138,871.50	813.92	0.00	2,256.66	0.00	\$ 141,942.08	
VITOL INC	155,380.21	185,057.00	0.00	185,057.00	\$ 444,275.05	240.09	0.00	7,219.47	0.00	\$ 451,734.60	
Grand Total	2,333,280.63	2,428,803.00	13,460.00	2,442,263.00	\$ 5,776,200.47	18,607.13	623,138.00	93,863.26	0.00	\$ 6,511,808.85	

ENOL ACTUAL GAS ACCOUNTING CLOSE FOR March 2026

PROD MO	PLANT	PIPELINE	GD_TYPE	SUPPLIER NAME	Data	MCF	14.73	BURN	MMBTU	FUEL	MMBTU	PROV	MMBTU	NET	\$AMOUNT	\$TRANSPORT	Sum of	RESALE	TRSP	\$STORAGE	TRSP	\$OTHER	Sum of	COUNTY TAX	ACCR	Sum of	COUNTY TAX	PD	Sum of	STATE TAX	ACCRUED	Sum of	STATE TAX	PAID	GROSS	\$AMOUNT
3/2026	NOPS	GSPL	TRSP-RSV	GULF SOUTH PIPELINE COMPANY LLC		0	0	0	0	0	0	0	0	\$0.00	\$0.00	0	\$0.00	\$0.00	0	\$0.00	#####	\$0.00	\$0.00	\$0.00	\$0.00	\$0.00	\$0.00	\$0.00	\$0.00	\$0.00	\$0.00	\$0.00	\$0.00	\$153,450.00		
			WDX-P	ARM ENERGY		138,198	141,000	0	141,000	\$433,070.90	\$0.00	0	0	\$0.00	\$0.00	0	\$0.00	\$0.00	0	\$0.00	\$0.00	\$0.00	\$0.00	\$0.00	\$0.00	\$0.00	\$0.00	\$0.00	\$0.00	\$0.00	\$0.00	\$0.00	\$0.00	\$8,661.40		
			DDX-P	ARM ENERGY		51,610	52,691	0	52,691	\$168,201.46	\$0.00	0	0	\$0.00	\$0.00	0	\$0.00	\$0.00	0	\$0.00	\$0.00	\$0.00	\$0.00	\$0.00	\$0.00	\$0.00	\$0.00	\$0.00	\$0.00	\$0.00	\$0.00	\$0.00	\$0.00	\$171,565.48		
	NOPS Storage	GSPL	TRSP-STRG	GULF SOUTH PIPELINE COMPANY LLC		0	0	0	0	\$0.00	\$636.12	0	0	\$0.00	\$0.00	0	\$0.00	\$0.00	0	\$0.00	\$0.00	\$0.00	\$0.00	\$0.00	\$0.00	\$0.00	\$0.00	\$0.00	\$0.00	\$0.00	\$0.00	\$0.00	\$0.00	\$636.12		
			INJ	NOPS Storage		100,896	103,933	0	103,933	\$574,374.78	\$0.00	0	0	\$0.00	\$0.00	0	\$0.00	\$0.00	0	\$0.00	\$0.00	\$0.00	\$0.00	\$0.00	\$0.00	\$0.00	\$0.00	\$0.00	\$0.00	\$0.00	\$0.00	\$0.00	\$0.00	\$0.00	\$574,374.78	
			INWD	NOPS Storage		(44,114)	(45,437)	0	-45,437	(\$150,621.58)	\$0.00	0	0	\$0.00	\$0.00	0	\$0.00	\$0.00	0	\$0.00	\$0.00	\$0.00	\$0.00	\$0.00	\$0.00	\$0.00	\$0.00	\$0.00	\$0.00	\$0.00	\$0.00	\$0.00	\$0.00	\$0.00	(\$150,621.58)	
	PUPP 1	GSPL	TRSP-RSV	GULF SOUTH PIPELINE COMPANY LLC		0	0	0	0	\$0.00	\$0.00	0	0	\$0.00	\$0.00	0	\$0.00	\$0.00	0	\$0.00	#####	\$0.00	\$0.00	\$0.00	\$0.00	\$0.00	\$0.00	\$0.00	\$0.00	\$0.00	\$0.00	\$0.00	\$0.00	\$0.00	\$474,300.00	
			CPR-S	VITOL INC		0	0	0	0	\$0.00	\$0.00	0	0	\$0.00	\$0.00	0	\$0.00	\$0.00	0	\$0.00	(\$13,562.50)	\$0.00	\$0.00	\$0.00	\$0.00	\$0.00	\$0.00	\$0.00	\$0.00	\$0.00	\$0.00	\$0.00	\$0.00	\$0.00	(\$13,562.50)	
				SPOTLIGHT ENERGY LLC		0	0	0	0	\$0.00	\$0.00	0	0	\$0.00	\$0.00	0	\$0.00	\$0.00	0	\$0.00	(\$12,012.50)	\$0.00	\$0.00	\$0.00	\$0.00	\$0.00	\$0.00	\$0.00	\$0.00	\$0.00	\$0.00	\$0.00	\$0.00	\$0.00	(\$12,012.50)	
				NEXTERA ENERGY MARKETING LLC		0	0	0	0	\$0.00	\$0.00	0	0	\$0.00	\$0.00	0	\$0.00	\$0.00	0	\$0.00	(\$21,312.50)	\$0.00	\$0.00	\$0.00	\$0.00	\$0.00	\$0.00	\$0.00	\$0.00	\$0.00	\$0.00	\$0.00	\$0.00	\$0.00	(\$21,312.50)	
			WDX-P	ENTERPRISE PRODUCTS OPERATING LLC		0	0	138	0	\$0.00	\$105.36	0	0	\$0.00	\$0.00	0	\$0.00	\$0.00	0	\$0.00	\$0.00	\$16.48	\$0.00	\$0.00	\$0.00	\$0.00	\$0.00	\$0.00	\$0.00	\$0.00	\$0.00	\$0.00	\$0.00	\$89.52		
				CONCORD ENERGY LLC		0	0	269	0	\$0.00	\$204.52	0	0	\$0.00	\$0.00	0	\$0.00	\$0.00	0	\$0.00	\$0.00	\$20.63	\$0.00	\$0.00	\$0.00	\$0.00	\$0.00	\$0.00	\$0.00	\$0.00	\$0.00	\$0.00	\$0.00	\$1,630.69		
				KOCH ENERGY SERVICES LLC		0	0	656	0	\$0.00	\$501.51	0	0	\$0.00	\$0.00	0	\$0.00	\$0.00	0	\$0.00	\$0.00	\$17.47	\$0.00	\$0.00	\$0.00	\$0.00	\$0.00	\$0.00	\$0.00	\$0.00	\$0.00	\$0.00	\$0.00	\$4,536.78		
				TENASKA MARKETING VENTURES		0	0	110	0	\$0.00	\$83.67	0	0	\$0.00	\$0.00	0	\$0.00	\$0.00	0	\$0.00	\$0.00	\$13.23	\$0.00	\$0.00	\$0.00	\$0.00	\$0.00	\$0.00	\$0.00	\$0.00	\$0.00	\$0.00	\$0.00	\$814.26		
				Enable Energy Resources LLC		0	0	69	0	\$0.00	\$51.65	0	0	\$0.00	\$0.00	0	\$0.00	\$0.00	0	\$0.00	\$0.00	\$12.37	\$0.00	\$0.00	\$0.00	\$0.00	\$0.00	\$0.00	\$0.00	\$0.00	\$0.00	\$0.00	\$0.00	\$436.31		
			DDX-P	ENTERPRISE PRODUCTS OPERATING LLC		0	0	247	0	\$0.00	\$188.00	0	0	\$0.00	\$0.00	0	\$0.00	\$0.00	0	\$0.00	\$0.00	\$28.70	\$0.00	\$0.00	\$0.00	\$0.00	\$0.00	\$0.00	\$0.00	\$0.00	\$0.00	\$0.00	\$0.00	\$1,479.36		
				CONCORD ENERGY LLC		0	0	376	0	\$0.00	\$287.16	0	0	\$0.00	\$0.00	0	\$0.00	\$0.00	0	\$0.00	\$0.00	\$29.37	\$0.00	\$0.00	\$0.00	\$0.00	\$0.00	\$0.00	\$0.00	\$0.00	\$0.00	\$0.00	\$0.00	\$2,638.50		
				KOCH ENERGY SERVICES LLC		0	0	821	0	\$0.00	\$625.97	0	0	\$0.00	\$0.00	0	\$0.00	\$0.00	0	\$0.00	\$0.00	\$25.14	\$0.00	\$0.00	\$0.00	\$0.00	\$0.00	\$0.00	\$0.00	\$0.00	\$0.00	\$0.00	\$0.00	\$5,783.87		
				TENASKA MARKETING VENTURES		0	0	111	0	\$0.00	\$84.70	0	0	\$0.00	\$0.00	0	\$0.00	\$0.00	0	\$0.00	\$0.00	\$12.72	\$0.00	\$0.00	\$0.00	\$0.00	\$0.00	\$0.00	\$0.00	\$0.00	\$0.00	\$0.00	\$0.00	\$0.00	\$698.36	
				Enable Energy Resources LLC		0	0	215	0	\$0.00	\$164.24	0	0	\$0.00	\$0.00	0	\$0.00	\$0.00	0	\$0.00	\$0.00	\$37.63	\$0.00	\$0.00	\$0.00	\$0.00	\$0.00	\$0.00	\$0.00	\$0.00	\$0.00	\$0.00	\$0.00	\$1,528.84		
				SOUTHWEST ENERGY L.P.		0	0	62	0	\$0.00	\$47.00	0	0	\$0.00	\$0.00	0	\$0.00	\$0.00	0	\$0.00	\$0.00	\$24.22	\$0.00	\$0.00	\$0.00	\$0.00	\$0.00	\$0.00	\$0.00	\$0.00	\$0.00	\$0.00	\$0.00	\$427.36		
			IDS-S	KOCH ENERGY SERVICES LLC		(16,115)	(16,600)	0	-16,600	(\$41,998.00)	\$0.00	0	0	\$0.00	\$0.00	0	\$0.00	\$0.00	0	\$0.00	\$0.00	\$0.00	\$0.00	\$0.00	\$0.00	\$0.00	\$0.00	\$0.00	\$0.00	\$0.00	\$0.00	\$0.00	\$0.00	\$0.00	(\$42,683.43)	
			IDX-P	ENTERPRISE PRODUCTS OPERATING LLC		0	0	41	0	\$0.00	\$30.99	0	0	\$0.00	\$0.00	0	\$0.00	\$0.00	0	\$0.00	\$0.00	\$4.82	\$0.00	\$0.00	\$0.00	\$0.00	\$0.00	\$0.00	\$0.00	\$0.00	\$0.00	\$0.00	\$0.00	\$0.00	\$284.43	
				KOCH ENERGY SERVICES LLC		0	0	235	0	\$0.00	\$179.22	0	0	\$0.00	\$0.00	0	\$0.00	\$0.00	0	\$0.00	\$0.00	\$6.54	\$0.00	\$0.00	\$0.00	\$0.00	\$0.00	\$0.00	\$0.00	\$0.00	\$0.00	\$0.00	\$0.00	\$1,691.23		
				TENASKA MARKETING VENTURES		0	0	202	0	\$0.00	\$154.95	0	0	\$0.00	\$0.00	0	\$0.00	\$0.00	0	\$0.00	\$0.00	\$24.05	\$0.00	\$0.00	\$0.00	\$0.00	\$0.00	\$0.00	\$0.00	\$0.00	\$0.00	\$0.00	\$0.00	\$0.00	\$1,483.07	
				SOUTHWEST ENERGY L.P.		0	0	68	0	\$0.00	\$51.65	0	0	\$0.00	\$0.00	0	\$0.00	\$0.00	0	\$0.00	\$0.00	\$25.78	\$0.00	\$0.00	\$0.00	\$0.00	\$0.00	\$0.00	\$0.00	\$0.00	\$0.00	\$0.00	\$0.00	\$0.00	\$532.43	
			ADJ - TRSP	GULF SOUTH PIPELINE COMPANY LLC		0	0	0	0	\$0.00	\$0.01	0	0	\$0.00	\$0.00	0	\$0.00	\$0.00	0	\$0.00	\$0.00	\$0.00	\$0.00	\$0.00	\$0.00	\$0.00	\$0.00	\$0.00	\$0.00	\$0.00	\$0.00	\$0.00	\$0.00	\$0.01		
			TRSP-DEM	TRANS-UNION INTERSTATE PIPELINE LP		0	0	0	0	\$0.00	\$0.00	0	0	\$0.00	\$0.00	0	\$0.00	\$0.00	0	\$0.00	#####	\$0.00	\$0.00	\$0.00	\$0.00	\$0.00	\$0.00	\$0.00	\$0.00	\$0.00	\$0.00	\$0.00	\$0.00	\$0.00	\$110,451.90	
			MOD-P	VITOL INC		121,348	125,000	0	125,000	\$330,667.50	\$187.50	0	0	\$0.00	\$0.00	0	\$0.00	\$0.00	0	\$0.00	\$0.00	\$50.00	\$0.00	\$0.00	\$0.00	\$0.00	\$0.00	\$0.00	\$0.00	\$0.00	\$0.00	\$0.00	\$0.00	\$0.00	\$0.00	\$5,373.67
				SPOTLIGHT ENERGY LLC		145,617	150,000	0	150,000	\$394,437.50	\$225.00	0	0	\$0.00	\$0.00	0	\$0.00	\$0.00	0	\$0.00	\$0.00	\$50.00	\$0.00	\$0.00	\$0.00	\$0.00	\$0.00	\$0.00	\$0.00	\$0.00	\$0.00	\$0.00	\$0.00	\$0.00	\$6,409.61	
			WDX-P	ARM ENERGY		42,660	43,944	0	44,500	\$111,455.00	\$65.92	0	0	\$0.00	\$0.00	0	\$0.00	\$0.00	0	\$0.00	\$0.00	\$0.00	\$0.00	\$0.00	\$0.00	\$0.00	\$0.00	\$0.00	\$0.00	\$0.00	\$0.00	\$0.00	\$0.00	\$0.00	\$111,520.92	
				REGENY INTRASTATE GAS LP		6,407	6,600	0	6,600	\$17,985.00	\$9.90	0	0	\$0.00	\$0.00	0	\$0.00	\$0.00	0	\$0.00	\$0.00	\$7.60	\$0.00	\$0.00	\$0.00	\$0.00	\$0.00	\$0.00	\$0.00	\$0.00	\$0.00	\$0.00	\$0.00	\$0.00	\$292.26	
				ENTERPRISE PRODUCTS OPERATING LLC		19,670	20,262	0	20,400	\$52,278.00	\$30.39	0	0	\$0.00	\$0.00	0	\$0.00	\$0.00	0	\$0.00	\$0.00	\$0.00	\$0.00	\$0.00	\$0.00	\$0.00	\$0.00	\$0.00	\$0.00	\$0.00	\$0.00	\$0.00	\$0.00	\$0.00	\$0.00	\$52,308.39
				CONCORD ENERGY LLC		38,182	39,331	0	39,600	\$100,350.00	\$59.00	0	0	\$0.00	\$0.00	0	\$0.00	\$0.00	0	\$0.00	\$0.00	\$0.00	\$0.00	\$0.00	\$0.00	\$0.00	\$0.00	\$0.00	\$0.00	\$0.00	\$0.00	\$0.00	\$0.00	\$0.00	\$100,409.00	
				KOCH ENERGY SERVICES LLC		93,623	96,444	0	97,100	\$247,249.50	\$144.66	0	0	\$0.00	\$0.00	0	\$0.00	\$0.00	0	\$0.00	\$0.00	\$0.00	\$0.00	\$0.00	\$0.00	\$0.00	\$0.00	\$0.00	\$0.00	\$0.00	\$0.00	\$0.00	\$0.00	\$0.00	\$247,394.16	
				TENASKA MARKETING VENTURES		15,620	16,090	0	16,200	\$44,145.00	\$24.14	0	0	\$0.00	\$0.00	0	\$0.00	\$0.00	0	\$0.00	\$0.00	\$0.00	\$0.00	\$0.00	\$0.00	\$0.00	\$0.00	\$0.00	\$0.00	\$0.00	\$0.00	\$0.00	\$0.00	\$0.00	\$44,169.14	

ENO LTSA Costs Realigned to base rates

Cost Month

Apr-26

Plant	total cost	ENO Share	ENO Cost
Union PB1	476,301	100.000%	476,301
NM6 (Includes Algiers %)	270,885	21.012%	56,918
Perryville	804,237	0.461%	3,706
Acadia	1,109,278	1.227%	13,607
			<u>550,533</u>

**ENTERGY NEW ORLEANS, LLC
SUMMARY OF DEMAND AND ENERGY LOSS FACTORS
FOR THE TEST YEAR ENDED DECEMBER 31, 2018**

SERVICE VOLTAGE LEVEL	LOSS FACTOR	
	DEMAND	ENERGY
TRANSMISSION >= 230 kV	0.5333%	0.2260%
TRANSMISSION <230kV	1.0760%	0.4522%
PRIMARY	2.8682%	2.8134%
SECONDARY	4.5561%	4.7352%

MISO Fuel Credit Deferral

April 2026 Deferred Credit (2,387,000)

Annual Prime Rate for April 2026 6.75%

Adjustment to FAC by Cost Month	Billing Month	Beginning balance	Credit Deferral	Deferral Turnaround	Remaining balance	Prime Rate	Interest	Fuel Credit Deferral with interest included in FAC
Apr-26	Jun-26	0	2,387,000	0	2,387,000	0.56%	(13,427)	2,373,573



VITOL INC.

2925 RICHMOND AVENUE, 11TH FLOOR
HOUSTON, TX 77098, UNITED STATES
Tel. 001 713-230-1000, Fax 001 713-583-2176
Annie Hurley +17132301276;auh@vitol.com

INVOICE DATE : 09 APRIL 2026

ENTERGY NEW ORLEANS, LLC
10055 GROGAN'S MILL RDSUITE 300
THE WOODLANDS, UNITED STATES

COMMERCIAL INVOICE

INVOICE NUMBER : S2607631

DUE DATE : 27 APRIL 2026

DESCRIPTION	AMOUNT	QUANTITY MMU
SALES	330,687.50 USD	125,000
PURCHASES	(13,562.50) USD	
TOTAL DUE TO VITOL INC.	317,125.00 USD	125,000



Entergy New Orleans, Inc.
 10055 Grogan's Mill Rd, Suite 300
 The Woodlands , TX 77380

Invoice#: 49530
Invoice Date: April 20, 2026
Payment Terms: Net Due on or Before April 27, 2026
Delivery Period: March 2026

Attention: Energy Analysis and Reporting
Phone: 281-297-3630
Fax: 281-297-3930
Email: enterygassettlements@entergy.com

Sales

Pipeline

Location	Start Date	End Date	Volume	Price	Amount	Details
Gulf South Pipeline Company LLC						
Nine Mile Power Plt (To Lp&L)						
	3/1/2026	3/2/2026	(20,000)	\$2.9700	\$59,400.00	
	3/5/2026	3/5/2026	(15,000)	\$3.0500	\$45,750.00	
	3/6/2026	3/6/2026	(9,691)	\$3.0050	\$29,121.46	
	3/7/2026	3/9/2026	(36,000)	\$3.1450	\$113,220.00	
	3/13/2026	3/13/2026	(10,000)	\$3.3650	\$33,650.00	
	3/14/2026	3/16/2026	(30,000)	\$3.2450	\$97,350.00	
	3/17/2026	3/17/2026	(10,000)	\$3.4000	\$34,000.00	
	3/20/2026	3/20/2026	(8,000)	\$3.2100	\$25,680.00	
	3/21/2026	3/23/2026	(30,000)	\$3.0000	\$90,000.00	
	3/26/2026	3/26/2026	(5,000)	\$2.9000	\$14,500.00	
	3/27/2026	3/30/2026	(20,000)	\$2.9300	\$58,600.00	
Nine Mile Power Plt (To Lp&L) Subtotal			(193,691)		\$601,271.46	
Gulf South Pipeline Company LLC Subtotal			(193,691)		\$601,271.46	
Tennessee Gas Pipeline Company, L.L.C.						
REGENCY/TGP PANDA POWER BIENVILLE						
	3/1/2026	3/2/2026	(16,600)	\$2.6300	\$43,658.00	
	3/3/2026	3/3/2026	(8,300)	\$2.6550	\$22,036.50	
	3/4/2026	3/4/2026	(8,300)	\$2.7550	\$22,866.50	
	3/5/2026	3/5/2026	(8,300)	\$2.5150	\$20,874.50	
	3/6/2026	3/6/2026	(9,300)	\$2.5400	\$23,622.00	
	3/24/2026	3/24/2026	(10,000)	\$2.7500	\$27,500.00	
	3/26/2026	3/26/2026	(9,300)	\$2.4500	\$22,785.00	
	3/27/2026	3/27/2026	(9,300)	\$2.5500	\$23,715.00	
	3/28/2026	3/30/2026	(27,900)	\$2.4300	\$67,797.00	
	3/31/2026	3/31/2026	(9,300)	\$2.3200	\$21,576.00	
REGENCY/TGP PANDA POWER BIENVILLE Subtotal			(116,600)		\$296,430.50	
Tennessee Gas Pipeline Company, L.L.C. Subtotal			(116,600)		\$296,430.50	
Sales Subtotal			(310,291)		\$897,701.96	




CASTLETON COMMODITIES MERCHANT TRADING L.P.
P.O. Box 120014
Stamford CT 06912 US

Invoice #: 384495
Customer #: 207605

Customer :
ENERGY NEW ORLEANS INC
10055 GROGAN'S MILL ROAD
SUITE 300
THE WOODLANDS TX 77380 US

Remit To:
CASTLETON COMMODITIES MERCHANT TRADING L.P.
Wire Bank:
Wire City/State:
ABA Number:
Account Number:
Swift:



Invoice:
Accounting Month: Mar 2026
Invoice_date: 06-Apr-2026
Payment Due Date: 27-Apr-2026
Contact: Susan Moore
Phone:
Email: HTN-PhyNGSettlements@cci.com
GST/HST: 855604666RT0001
QST: 1219210759TQ0001

CCI SALES

Deal #	Pipeline	Meter	Trade Date	Cost Type	From Day	To Day	Volume	UoM	Price	Currency	Amt Due	
11377925	TGP	PANDA PWR PANDA PWR	25-Mar-2026		25-Mar-2026	25-Mar-2026	10,000 10,000	MMBTU	2.7300	USD	27,300.00 27,300.00	
Sub Total:							TGP				10,000	27,300.00
Sub Total:							CCI SALES				10,000	27,300.00
										Total Due To/(From) CCMT:	27,300.00	




CIMA ENERGY, LP

1221 McKinney St Suite 3700
Houston, Texas 77010

Customer Details		Bank Details	Net Invoice Details
Customer: ENTERGY NEW ORLEANS, INC.		Payment Method: ACH / WIRE / CHECK	Invoice Number: 0326-493909-1
Address: 10055 Grogan's Mill Road Suite 300 The Woodlands, Texas 77380		If paying via ACH or Wire: [REDACTED] [REDACTED] [REDACTED] [REDACTED]	Delivery Period: Mar 2026 Invoice Date: 04/08/2026 Due Date: 04/27/2026 CIMA Tax ID#: XXXXXX1884 Contract Number: 2705 P. O. Number:
Phone: (281) 297-3637 Fax: (281) 297-3937		If paying via Check: CIMA ENERGY, LP P O Box 7410721 Chicago, IL 60674-0721	Amount Due To/(From) CIMA: \$39,737.00 Currency: USD
CIMA Contact Information			Supplemental CIMA Invoice Reference Numbers: 977489
Phone: (713) 209-1112 Fax: (713) 759-1186 Email: gasinvoices@cima-energy.com		<i>Note: CIMA will NOT change bank details without prior written notification. Please contact CIMA for any bank related inquiries.</i>	

Description	Volume (MMBtu)	Amount (USD)
Sales	14,600	\$39,737.00
Total Amount Due To / (From) CIMA:	14,600	\$39,737.00


INVOICE - NATURAL GAS

 <p>Attention: Marcus Divita accounting@concordenergy.com 1408 Wazee Street Denver, CO 80202 Phone: 303-468-1247 Fax: 303-468-1901</p>	<p>Bill To: Entergy New Orleans, LLC</p> <p>Attention: Energy Analysis and Reporting 10055 Grogan's Mill Road Suite 300 Woodlands TX 77380 Phone: 281-297-3554 Fax: 281-297-3735 Email: EntergyGasSettlements@entergy.com</p>
<div style="border: 2px solid red; padding: 5px; display: inline-block;">REVISED</div>	
Production Month 3 / 2026	Invoice Number 32855
	Due Date 4/27/26

<i>ID</i>	<i>Location</i>	<i>Start Date</i>	<i>End Date</i>	<i>Nominated Quantity</i>	<i>Index</i>	<i>Premium</i>	<i>Calculated Price</i>	<i>Actual Volume</i>	<i>Amount</i>
754461	GulfX Sherma	3/1/2026	3/2/2026	7,200	GDA, NGPL Texok zone	\$0.035	\$2.690	14,400	\$38,736.00
754794	GulfX Sherma	3/3/2026	3/3/2026	7,400	GDA, NGPL Texok zone	\$0.050	\$2.700	7,400	\$19,980.00
755069	GulfX Sherma	3/4/2026	3/4/2026	7,400	GDA, NGPL Texok zone	\$0.045	\$2.880	7,400	\$21,312.00
755279	GulfX Sherma	3/5/2026	3/5/2026	7,400	GDA, NGPL Texok zone	\$0.045	\$2.680	7,400	\$19,832.00
755387	GulfX Sherma	3/6/2026	3/6/2026	8,400	GDA, NGPL Texok zone	\$0.033	\$2.583	8,400	\$21,693.00
759383	GulfX Sherma	3/26/2026	3/26/2026	8,300	GDA, NGPL Texok zone	\$0.025	\$2.410	8,300	\$20,003.00
759707	GulfX Sherma	3/27/2026	3/27/2026	8,300	GDA, NGPL Texok zone	\$0.025	\$2.500	8,300	\$20,750.00
760235	GulfX Sherma	3/28/2026	3/30/2026	8,400	GDA, NGPL Texok zone	\$0.025	\$2.445	25,200	\$61,614.00
760245	GulfX Sherma	3/31/2026	3/31/2026	8,400	GDA, NGPL Texok zone	\$0.020	\$2.300	8,400	\$19,320.00
GulfX Sherman								95,200	\$243,240.00
United States Dollars Amount Due:							95,200	\$243,240.00	

Remit by Wire or ACH to:

International Wires:





SELLER:
 Enterprise Products Operating LLC
 TAX ID: 26-0430539
 P.O. Box 4324
 Houston, TX 77210-4324
 United States

Contact: Jenny Hoang
 Email: JNHoang@eprod.com
 Phone: 713-381-6111
 Fax:

BUYER:
 Entergy New Orleans, Inc.
 10055 Grogan's Mill Road
 Suite 300
 The Woodlands, TX 77380
 United States

Contact: Energy Analysis and Reporting
 Email:
 Phone: 281-297-3630
 Fax: 281-297-3930

Remit To:
 Enterprise Products Operating LLC
 JPMorgan Chase Bank
 Payment by E.F.T.:

Customer#: 3110
 Invoice#: 617440
 Delivery Period: Mar-26
 Invoice Date: 04/08/2026
 Due Date: 04/27/2026
 Currency: USD

Deal Num	Description	Buy / Sell	Trader	Pipeline	Meter ID	Location	Start/End Dates	Price (\$)	Volume	Amount (\$)
694984	COMM-PHYS - Commodity	Sell	ddcraig	ENTERPRISE TX	631015	Gulf Crossing Sherman	1 2	2.6950	9,600 MM	25,872.00
695414	COMM-PHYS - Commodity	Sell	ddcraig	ENTERPRISE TX	631015	Gulf Crossing Sherman	3 3	2.7000	5,000 MM	13,500.00
695703	COMM-PHYS - Commodity	Sell	ddcraig	ENTERPRISE TX	631015	Gulf Crossing Sherman	5 5	2.6800	5,000 MM	13,400.00
696012	COMM-PHYS - Commodity	Sell	ddcraig	ENTERPRISE TX	631015	Gulf Crossing Sherman	6 6	2.5950	2,600 MM	6,747.00
698668	COMM-PHYS - Commodity	Sell	ddcraig	ENTERPRISE TX	631015	Gulf Crossing Sherman	26 26	2.4100	8,300 MM	20,003.00
698838	COMM-PHYS - Commodity	Sell	ddcraig	ENTERPRISE TX	631015	Gulf Crossing Sherman	27 27	2.5050	8,300 MM	20,791.50
698976	COMM-PHYS - Commodity	Sell	ddcraig	ENTERPRISE TX	631015	Gulf Crossing Sherman	28 30	2.4450	10,800 MM	26,406.00
699232	COMM-PHYS - Commodity	Sell	ddcraig	ENTERPRISE TX	631015	Gulf Crossing Sherman	30 30	2.5500	6,000 MM	15,300.00
699114	COMM-PHYS - Commodity	Sell	ddcraig	ENTERPRISE TX	631015	Gulf Crossing Sherman	31 31	2.3050	7,200 MM	16,596.00
							Gulf Crossing Sherman	Sub Total	62,800 MM	\$158,615.50
							ENTERPRISE TX	Total	62,800 MM	\$158,615.50

Entergy New Orleans, Inc. will remit the following amount: 158,615.50 USD

Invoice Summary

Payee/Name: 078444247 Gulf South Pipeline Company, LLC **Accounting Period:** March 2026 **Invoice Status Code:** Final

Invoice Identifier: 15000865 **Service Requester/Name:** 006947824 Entergy New Orleans, LLC **Billable Party (Payer)/Name:** 006947824 Entergy New Orleans, LLC

Invoice Date: 04/09/2026 **Net Due Date:** 04/20/2026 **Supporting Document Indicator:** OTHR **Contact Name/Phone:** Princess Burch (713) 479-8234

INVOICE TOTAL AMOUNT

\$631,146.71

SVC REQ K OR ACCT ID TOTAL AMOUNT

\$631,146.71

SERVICE REQUESTER LEVEL CHARGE/ALLOWANCE TOTAL AMOUNT

\$0.00

SVC REQ K OR ACCT ID	RATE SCH OR ACCT	CURRENT MONTH TOTAL AMOUNT	PRIOR MONTH TOTAL AMOUNT	SVC REQ K OR ACCT ID TOTAL AMOUNT
52810	NNS-A	\$154,086.12	\$0.00	\$154,086.12
56372	FTS	\$477,060.59	\$0.00	\$477,060.59
Svc Req K or Acct ID Total Amount				\$631,146.71
Invoice Total Amount				\$631,146.71

From:
Koch Energy Services, LLC
20 Greenway Plaza
Suite 800
Houston, TX 77046

Contact: Settlements Group
Email: kesacct@kochind.com
Phone:
Fax: (713)544-6090

To:
Entergy New Orleans, Inc
10055 Grogans Mill Road
Suite 300
The Woodlands, TX 77380

Contact: Accounting
Email: EntergyGasSettlements@entergy.com
Phone: 281-2973637
Fax:

Remit To:
Koch Energy Services, LLC

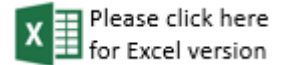


Sales Invoice

Invoice #: 1291274
Delivery Period: Mar-26
Invoice Date: 21-Apr-2026
Due Date: 27-Apr-2026

Invoice Summary

Description	Amount	Quantity (MMBTU)
Purchases	\$(41,998.00) USD	(16,600)
Sales	\$749,799.00 USD	289,600
Entergy New Orleans, Inc will remit the following amount :	\$707,801.00	273,000



Final Invoice

Invoice Date: Apr-01-2026
 Invoice Number: 2521408-1
 Due Date: Apr-24-2026

Morgan Stanley Capital Group Inc.
 1585 Broadway, 20th Floor
 Attn: Commodities
 New York, NY 10036
 GST Registration Number: 138 847 140
 DUNS Number: 130198013
 Federal Tax ID: 13-3200368

ENTERGY NEW ORLEANS, LLC
 1600 PERDIDO STREET
 NEW ORLEANS 70112
 USA

From: Commodities Operations
 Voice: +1 212 762-2630
 Email: physngsettle@morganstanley.com

Attn:
 Voice:

Match Number:

Customer VAT No:

Our VAT No:

Johnsonville CT

Trade ID	Trade Date	Description	Quantity	Price	Amount Due
26334040	Feb-27-2026	Sell Natural Gas DLVD Mar 01-2, 2026	6,000 MMBT	2.63	15,780.00 USD
26343137	Mar-02-2026	Sell Natural Gas DLVD Mar 03, 2026	4,000 MMBT	2.655000	10,620.00 USD
26358228	Mar-03-2026	Sell Natural Gas DLVD Mar 04, 2026	4,000 MMBT	2.755000	11,020.00 USD
26364576	Mar-04-2026	Sell Natural Gas DLVD Mar 05, 2026	4,000 MMBT	2.515000	10,060.00 USD
26370330	Mar-05-2026	Sell Natural Gas DLVD Mar 06, 2026	7,700 MMBT	2.535000	19,519.50 USD
Sub Total:			-25,700 MMBT		66,999.50 USD

Panda

Trade ID	Trade Date	Description	Quantity	Price	Amount Due
26434886	Mar-25-2026	Sell Natural Gas DLVD Mar 26, 2026	8,300 MMBT	2.445000	20,293.50 USD
26440080	Mar-26-2026	Sell Natural Gas DLVD Mar 27, 2026	14,600 MMBT	2.545000	37,157.00 USD
26443158	Mar-27-2026	Sell Natural Gas DLVD Mar 28-30, 2026	14,400 MMBT	2.425000	34,920.00 USD
26452492	Mar-30-2026	Sell Natural Gas DLVD Mar 31, 2026	5,500 MMBT	2.32	12,760.00 USD
Sub Total:			-42,800 MMBT		105,130.50 USD

Total Due To Morgan Stanley Capital Group Inc. in USD 172,130.00

Due Date: Apr-24-2026

Please send payments by WIRE to:

Purchase Statement



NextEra Energy Marketing, LLC
 Tax ID # 65-0851428
 700 Universe Blvd
 Juno Beach, FL 33408

Purchase Statement: **1019014**

Counterparty: **Entergy New Orleans, Inc.**

Date: **Apr 08, 2026**

Period: **Mar 01, 2026 - Mar 31, 2026**

Amount: **\$(21,312.50) USD**

Due Date: **Apr 27, 2026**

Pay To

Entergy New Orleans, Inc.
 Attn: Settlements Administrator
 10055 Grogans Mill Road
 Suite 300
 The Woodlands, TX 77380
 Phone: 281-397-3637
 Fax: 281-397-3937

Summary

Deal Type	Deal Direction	Amount Due	Currency
GAS			
	Buy	\$(21,312.50)	USD
	GAS Subtotal	\$(21,312.50)	USD
	TOTAL	\$(21,312.50)	USD

Details

Type	Deal #	Trade Dt	Start Dt	End Dt	Commodity	Description	Volume	UoM	Price	Amount Due	Curr
GAS											
Buy											
	4376683	10/29/25	03/01/26	03/31/26	GAS	Adjustment Flat	387,500.00	MMBTU	\$0.0550	\$(21,312.50)	USD
										Buy Subtotal	\$(21,312.50) USD
										GAS Subtotal	\$(21,312.50) USD
										TOTAL	\$(21,312.50) USD

Sales Invoice



<p>Remit To: Regency Intrastate Gas LP P O Box 204317 Dallas, TX 75320-4317</p> <p>Bank: Acct #: ABA:</p> <p>Contact: Houston Accounting (Invoice) Telephone: 713-989-2000 Email: DISTRO_DEPT_ACCOUNTING_HOU@energytransfer.com</p>	<p>Bill To: Entergy New Orleans, LLC 2107 Research Forest Dr. MC T- LFN-6 The Woodlands, TX 77380</p> <p>Bank: Acct #: ABA:</p> <p>Contact: Gas Accounting (Payments) Telephone: Email: EntergyGasSettlements@entergy.com</p>	<p>Contract Party: Entergy New Orleans Invoice Number: GS202603128152 Invoice Date: 4/20/2026 Delivery Period: March 2026 SAP Vendor: SAP Customer: 1000393752 Due Date: 4/27/2026 Payment Method: WIR Short Name: Entergy New Orleans</p>
---	--	---

<u>Pipeline</u>	<u>Prod Period</u>	<u>Description</u>	<u>Tier</u>	<u>Contract</u>	<u>Deal #</u>	<u>Meter</u>	<u>MMBTU</u>	<u>Rate</u>	<u>Amount Due</u>
RIGS	03/2026	PRODUCT		7015	456705	14888 TRANSUNION INTERSTATE PL	6,600	\$2.725	\$17,985.00
RIGS	03/2026	PRODUCT		7015	457009	14888 TRANSUNION INTERSTATE PL	6,600	\$2.730	\$18,018.00
RIGS	03/2026	PRODUCT		7015	457298	14888 TRANSUNION INTERSTATE PL	6,600	\$2.900	\$19,140.00
RIGS	03/2026	PRODUCT		7015	457557	14888 TRANSUNION INTERSTATE PL	6,600	\$2.680	\$17,688.00
RIGS	03/2026	PRODUCT		7015	457839	14888 TRANSUNION INTERSTATE PL	7,700	\$2.675	\$20,597.50
RIGS	03/2026	PRODUCT		7015	461692	14888 TRANSUNION INTERSTATE PL	6,000	\$2.440	\$14,640.00
RIGS	03/2026	PRODUCT		7015	461793	14888 TRANSUNION INTERSTATE PL	4,000	\$2.550	\$10,200.00

Total RIGS	44,100	\$118,268.50
-------------------	--------	--------------

TOTALS	44,100 MMbtu	\$118,268.50
---------------	---------------------	---------------------



Remittance Address: Regency Intrastate Gas LP
 P O Box 204317
 Dallas, TX 75320-4317
 USA

Entergy New Orleans, LLC
 Gas Accounting
 2107 Research Forest Dr. MC T-LFN-6
 The Woodlands, TX 77380-
 USA


Contract Holder: Entergy New Orleans, LLC
 Account Number: 12881

March 2026 Invoice Summary
 FINAL
 Invoice Date: 04/10/2026
 Invoice Identifier: G032026269666

Service Requestor Contract Number	TOS	Prior Period Receipts in DTH	Prior Period Deliveries in DTH	Net Prior Period Activity in DTH	Prior Period Charges	Current Month Rec in DTH	Current Month Del in DTH	Current Month Activity in DTH	Current Month Charges	Invoice Amount
931288102203	FTS-311	0	0	0	\$0.00	0	0	0	\$58,915.57	\$58,915.57
Total		0	0	0	\$0.00	0	0	0	\$58,915.57	\$58,915.57

Net Due Date 04/25/2026 \$58,915.57

The invoice amounts set out above include all associated charges for surcharges, ACA, and GRI where applicable.
 Please submit documentation of any differences when paying an amount different than the invoice amount (Section 18.6 of tariff) and fax to () - For remittance by electronic payment, remit to WELLS FARGO, BANK;



Physical Natural Gas Invoice



Spotlight Energy, LLC
 952 Echo Lane, Suite 200
 Houston, 77024
 spotlight-energy.com

Bill to:
Entergy New Orleans, Inc
Entergy New Orleans Gas Invoicing
2107 Research Forest Dr Mail Code T?LFN?6
The Woodlands, TX 77380

Telephone: 281?297?6659
 Fax:
 Email: dmehra@entergy.com;
 EntergyGasSettlements@entergy.com
 Group Email:

Invoice Id: 237412
 Vendor Code:
 Counterparty Reference: 5569
 Delivery Month: Mar-2026
 Invoice Date: 01-Apr-2026
 Due Date: 27-Apr-2026

For Billing Inquiries Contact:

Attn: Amonie Gonzales
 Telephone: 832-271-6767
 Fax: 832-779-5455
 Email: accounting@spotlight-energy.com
 Group Email: accounting@spotlight-energy.com

Trade ID	Transaction Type	Trade Index	Trade Date	Side	Start/EndDate	Pipeline	Physical Point	Quantity (MMBtu)	Price(USD)	Amount Owed (USD)
3828824	PhysicalGDIndex	GD Tx. Gas, zone 1	10-10-2025	Sell	01 - 31	Gulf South	26016 - Bbt Trans-Union Claiborne Parish	(150,000)	\$2.629583	\$394,437.45
						Gulf South Total:		(150,000)		\$394,437.45
							Total Sell :	(150,000)		\$394,437.45
							Net Amount:	(150,000)		\$394,437.45
3828824	AMA Fee							NaN	\$12,012.5000	(\$12,012.50)
							Grand Total:			\$382,424.95
Total Amount Due To Spotlight Energy, LLC On Due Date 04/27/2026 : USD 382,424.95										

Please check this invoice carefully and promptly notify us of any discrepancies.

Remit by Wire Transfer:	Remit by ACH:	Remit by Mail:



Southwest Energy, L.P.
1400 Post Oak Blvd
Suite 1050
Houston, TX 77056
Phone : 713 235-7514 Fax : 713 235-7529

INVOICE
 Net NAESB

Entergy New Orleans, Inc.

Invoices and Payments

10055 Grogan's Mill Rd.,

Suite 300

The Woodlands, TX 77380

Phone: 281 297-3563 Fax: 281 297-3735

Contract Number :	E00227
Statement Number :	2603-00073-01
Production Month :	03/26
Statement Date :	04/10/2026
Due Date :	04/27/2026

Fin Mth	Prod Mth	Pipeline	Point Number	Adjustment Description	Confirm ID	Ticket No.	Day Range	Day Days	Daily Volume	Total Volume	Price	Amount
03/26												
Sales to Entergy New Orleans, Inc.												
Pipeline: Arkoma Connector												
742490 : Benny/Gulf Crossing												
03/26	03/26	Arkoma	742490 : Benny/Gulf Crossin		676708	18307-54	04-04	1	9,100	9,100	2.890000	26,299.00
Total For: 742490 : Benny/Gulf Crossing										9,100	26,299.00	
Total For Pipeline: Arkoma Connector										9,100	26,299.00	
Pipeline: Midship Pipeline Co												
MS219951 : G South Bennington												
03/26	03/26	Midship	MS219951 : G South Bennin		678633	18312-14	25-25	1	10,000	10,000	2.800000	28,000.00
Total For: MS219951 : G South Bennington										10,000	28,000.00	
Total For Pipeline: Midship Pipeline Co										10,000	28,000.00	
Total - Sales to Entergy New Orleans, Inc.										19,100	54,299.00	

Net Receivable for 03/26 54,299.00

Net Receivable Due from Entergy New Orleans, Inc. \$54,299.00

Please note that effective immediately Southwest Energy has relocated its Houston office.

Please make note of the new address as follows: 1400 Post Oak Blvd Suite 1050 Houston, TX 77056. All phone numbers and email addresses remain unchanged.

Funds due on or before Due Date

Remit To Check Information

Southwest Energy, L.P.
 Michelle Delarca
 1400 Post Oak Blvd, Suite 1050
 Houston, TX 77056

Wire Transfer
Bank Name :
Bank Number :
Acct Number :
Bank City/State :
Further Instructi

ACH Information

Bank Name :
Bank Number :
Acct Number :
Bank City/State :
Further Instructions :



TENASKA[®] MARKETING VENTURES

To: ENTERGY NEW ORLEANS, LLC 2107 Research Forest Drive Mail Code: T-LFN-6 The Woodlands, TX 77380 Attention: Diane Mehra Phone: Fax: (281) 297-3735 Email: dmehra@entergy.com	From: TENASKA MARKETING VENTURES 14302 FNB Parkway Omaha, NE 68154 Attention: Jose Menchaca Phone: 402-691-9598 Fax: (402) 758-6253 Email: JMenchaca@TENASKA.com Email: Invoices-TMV@tenaska.com	Invoice #: 202603-0405 Delivery Period: MAR 2026 Invoice Date: 04/13/2026 Due Date: 04/27/2026 Total Due: \$166,817.00 \$US
--	--	---

Description	Quantity (MMBTU)	Amount (\$US)
Sale	62,600	\$166,817.00
Current Month Subtotal:	62,600	\$166,817.00
Total Due TENASKA MARKETING VENTURES	62,600	\$166,817.00

TENASKA MARKETING VENTURES Payment Instructions:

WIRE TRANSFER OR ACH U.S. BANK CINCINNATI, OH		Beneficiary: Tenaska Marketing Ventures 14302 FNB Parkway Omaha, NE 68154 Tax ID: 47-0741451
---	--	--

Interest shall accrue on unpaid balances in accordance with the terms and provisions of the Master Agreement



Remittance Address: BBT Trans-Union Interstate Pipeline, L.P.
910 Louisiana St
Suite 2400
Houston, TX 77002
USA

Entergy New Orleans, Inc.
GENERAL CORRESPONDENCE
PO Box 8106
Baton Rouge, LA 70891
USA


Contract Holder: Entergy New Orleans, Inc.
Account Number: 504

March 2026 Invoice Summary
FINAL
Invoice Date: 04/13/2026
Invoice Identifier: TUI03202624783

Service Requestor Contract Number	TOS	Prior Period Receipts in DTH	Prior Period Deliveries in DTH	Net Prior Period Activity in DTH	Prior Period Charges	Current Month Rec in DTH	Current Month Del in DTH	Current Month Activity in DTH	Current Month Charges	Invoice Amount
FTS-TUI-0003	FTS	0	0	0	\$0.00	1,144,926	1,147,709	(2,783)	\$112,168.89	\$112,168.89
IMB-TUI-0003	IMB	0	0	0	\$(5,009.93)	0	0	0	\$0.00	\$(5,009.93) (\$5,015.18)
Total		0	0	0	\$(5,009.93)	1,144,926	1,147,709	(2,783)	\$112,168.89	\$107,158.96 \$107,153.71

Net Due Date 04/23/2026 \$107,158.96 **\$107,153.71**

The invoice amounts set out above include all associated charges for surcharges where applicable.
Please submit documentation of any differences when paying an amount different than the invoice amount .





United Energy Trading, LLC

P.O. Box 837

918 E Divide Ave, 3rd Floor
Bismarck, ND 58502-0837

Fax: (701) 255-7952

INVOICE

Entergy New Orleans, LLC

ATTN: Lacey Butler
20 East Greenway Plaza
Houston, TX 77046
Phone: 281-297-3611
Fax: 281-297-5347

Contract Number:	NAESB ENTERGY NEW ORLEANS
Statement Number:	75264
Statement Version:	0
Financial Month:	03/26
Statement Date:	04/21/2026
Due Date:	04/27/2026
Currency:	USD

Prod Month	Point Name/Meter	Deal ID	Date Range	Days	Deal Volume	Total Volume	Price	Amount
Sales to Entergy New Orleans, LLC								
Pipeline: TGP								
Meter: 420917 : REGENCY/TGP PANDA POWER BIENVILLE								
Mar 2026	420917 : REGENCY/TGP PANDA POWER BIENVILLE	674652	5	1	(3,300)/D	(3,300)	2.5500	8,415.00
Mar 2026	420917 : REGENCY/TGP PANDA POWER BIENVILLE	675297	6	1	(4,300)/D	(4,300)	2.5400	10,922.00
Mar 2026	420917 : REGENCY/TGP PANDA POWER BIENVILLE	681563	26	1	(8,300)/D	(8,300)	2.4550	20,376.50
Mar 2026	420917 : REGENCY/TGP PANDA POWER BIENVILLE	681677	27	1	(1,000)/D	(1,000)	2.5450	2,545.00
Mar 2026	420917 : REGENCY/TGP PANDA POWER BIENVILLE	682118	28-30	3	(8,200)/D	(24,600)	2.4300	59,778.00
Mar 2026	420917 : REGENCY/TGP PANDA POWER BIENVILLE	682862	30	1	(2,000)/D	(2,000)	2.5000	5,000.00
Mar 2026	420917 : REGENCY/TGP PANDA POWER BIENVILLE	682819	31	1	(9,300)/D	(9,300)	2.3200	21,576.00
Total For Gas: 420917 : REGENCY/TGP PANDA POWER BIENVILLE						(52,800)		128,612.50
Total For Meter: 420917 : REGENCY/TGP PANDA POWER BIENVILLE						(52,800)		128,612.50
Total for Pipeline: TGP						(52,800)		128,612.50
Total - Entergy New Orleans, LLC						(52,800)		128,612.50
Grand Total - Net Receivable Due From Entergy New Orleans, LLC						52,800		128,612.50

Funds due on or before Due Date

Remit To

INVOICE

SYSTEM ENERGY RESOURCES, INC

TO: ENTERGY NEW ORLEANS, LLC

To bill Entergy New Orleans, LLC for service for:

April-26

Cost of Service Operations	\$	43,793,398.45
Sales Agreement Billing		19.43%
DEMAND CHARGE	<u>\$</u>	<u>8,509,057.32</u>
Grand Gulf Fuel Cost	\$	7,384,610.08
Sales Agreement Billing		19.43%
FUEL CHARGE	<u>\$</u>	<u>1,434,829.74</u>
TOTAL	<u>\$</u>	<u>9,943,887.06</u>

ACTUALS

Billed In Month of: **Apr-26**

Service Period: **Mar-26**

**Entergy New Orleans, LLC
In Account with 30% River Bend Sales**

**New Resource Plan for the Sale of Capacity and Energy
by Entergy Louisiana, LLC. to Entergy New Orleans, LLC.**

To bill the Energy and Capacity associated with the Resource Plan Sales
for Service month of Mar-26

Capacity	KW:	98,200		\$	B2	2,714,213.03	1
Energy	KWH:	72,188,096	2	\$	B1	460,093.73	
		B4					
Total				\$	B3	3,174,306.76	

ESTIMATES

Billed In Month of: **Apr-26**

Service Period: **Apr-26**

**Entergy New Orleans, LLC
In Account with 30% River Bend Sales**

**New Resource Plan for the Sale of Capacity and Energy
by Entergy Louisiana, LLC. to Entergy New Orleans, LLC.**

To bill the Energy and Capacity associated with the Resource Plan Sales
for Service month of Apr-26

Capacity	KW:	98,200	\$	B2	3,433,516.34	1
Energy	KWH:	69,635,647	\$	B1	1,046,206.91	
		B4				
Total			\$	B3	<u>4,479,723.25</u>	

ESTIMATES

Billed in **Apr-26**
Service Period **Apr-26**

Entergy Louisiana, LLC Sale of Ninemile 6 to Entergy New Orleans, LLC

Resource Plan for the Sale of Energy and Capacity
from Entergy Louisiana, LLC to Entergy New Orleans, LLC
for 20% of Ninemile 6
for service period: Apr-26

Capacity	KW	118,600	\$	B1	1,552,375.44	1
Energy	KWH	B3 23,178,610	\$	B2	620,024.94	
		2				
Total			\$		2,172,400.38	

ACTUALS

Billed in
Service Period

Apr-26
Mar-26

Entergy Louisiana, LLC Sale of Ninemile 6 to Entergy New Orleans, LLC

Resource Plan for the Sale of Energy and Capacity
from Entergy Louisiana, LLC to Entergy New Orleans, LLC
for 20% of Ninemile 6
for service period: Mar-26

Capacity	KW		118,600	\$	B1	1,441,303.57	1
Energy	KWH	B3	83,909,755	\$	B2	2,625,712.28	
Total			2	\$		4,067,015.85	

ESTIMATES

Billed in
Service Period

Apr-26
Apr-26

Entergy Louisiana, LLC Sale of Algiers Slice of System to Entergy New Orleans, LLC

Resource Plan for the Sale of Energy and Capacity
from Entergy Louisiana, LLC to Entergy New Orleans, LLC
for Algiers Slice of System
for service period: Apr-26

Capacity			\$	1,504,620.15	1
Capacity (WF3 Decomm)			\$	20,732.07	
Energy	KWH	36,546,263	\$	852,123.30	
Ninemile 6 Capacity			\$	78,550.20	
Ninemile 6 Energy	KWH	1,172,838	\$	31,373.27	
Total			\$	2,487,398.99	
				B1 + B3 +T1	

ACTUALS

Billed in
Service Period

Apr-26
Mar-26

Entergy Louisiana, LLC Sale of Algiers Slice of System to Entergy New Orleans, LLC

Resource Plan for the Sale of Energy and Capacity
from Entergy Louisiana, LLC to Entergy New Orleans, LLC
for Algiers Slice of System
for service period: Mar-26

Capacity			\$	1,365,451.13	1
Capacity (WF3 Decomm)			\$	20,732.07	
Energy	KWH	35,571,315	\$	853,105.60	
Ninemile 6 Capacity			\$	72,929.96	
Ninemile 6 Energy	KWH	4,245,834	\$	132,861.05	
Total			\$	2,445,079.81	
					B1 + B3 +T1

Actual

Billed In Month of: **Apr-26**
Service Period: **Mar-26**

Entergy New Orleans, LLC
In Account with Entergy Arkansas, LLC

**MSS-4 Sale of Capacity and Energy
by Entergy Arkansas, LLC to Entergy New Orleans, LLC**

To bill the Energy and Capacity associated with the Resource Plan Sales
for Service month of **Mar-26**

Capacity	KW:	82,468	\$	1,588,614.88		
Energy	KWH:	29,303,672.00	\$	321,626.38	\$	321,626.38 Energy
Decommissioning			\$	-	1	\$ 1,588,614.88 Capacity
Subtotal			\$	1,910,241.26		
Total			\$	<u>1,910,241.26</u>	2	29,303,672.00 KWH

Estimate

Billed In Month of: **Apr-26**
Service Period: **Apr-26**

**Entergy Louisiana, LLC
In Account with Entergy Arkansas, LLC**

**MSS-4 Sale of Capacity and Energy
by Entergy Arkansas, LLC to Entergy Louisiana, LLC**

To bill the Energy and Capacity associated with the Resource Plan Sales
for Service month of **Apr-26**

Capacity	KW: 82,456	\$	1,963,294.23	\$	1,963,294.23	Capacity
Energy	KWH: 17,435,647.00	\$	172,168.38	\$	172,168.38	Energy
Decommissioning		\$	-			
Subtotal		\$	2,135,462.61			
Total		\$	<u>2,135,462.61</u>			17,435,647.00 KWH

Company	Net Gen	To Area	UPP	Inadvertent	Firm Sales	Sales	Unacct
ACADIA 2	4,343,089		0	0	0		0
ARK.NU 1	17,524,518		0	0	0		0
ARK.NU 2	13,616		0	0	0		0
G.GULF 1N	172,020,352		0	0	0		0
L.GPSY 2	1,028,615		0	0	0		0
L.GPSY 2/Aux	(3,094)		0	0	0		0
L.GPSY 3	462,527		0	0	0		0
L.GPSY 3/Aux	(15,344)		0	0	0		0
NINEMI 4	4,486,964		0	0	0		0
NINEMI 5/Aux	(5,019)		0	0	0		0
NINEMI 6	24,351,448		0	0	0		0
NINEMI 6/Aux	(7,671)		0	0	0		0
NO POWER STATION	19,927,000		0	0	0		0
NO POWER STATION/Aux	(195,249)		0	0	0		0
PERVIL 1	1,734,959		0	0	0		0
PERVIL 2	52,264		0	0	0		0
PERVIL 2/Aux	(8,039)		0	0	0		0
RVRBND 1	72,198,239		0	0	0		0
STERLN 7/Aux	(2,293)		0	0	0		0
UNION 1	341,223,150		0	0	0		0
WATERF 2	355,853		0	0	0		0
WATERF 2/Aux	(12,045)		0	0	0		0
WATERF 3	15,083,230		0	0	0		15,701
WATERF 4	11,790		0	0	0		0
WATERF 4/Aux	(414)		0	0	0		0
INDEPN 1	218,376		0	0	0		0
INDEPN 1/Aux	(9,905)		0	0	0		0
WH.BLF 1/Aux	(40,506)		0	0	0		0
WH.BLF 2/Aux	(31,595)		0	0	0		0
Un-accounted In	90		0	0	0		0
BASIC CHEMICALS/QF - BASIC CHEMICALS	250		0	0	0		0
CANTELLI ALMONASTER SOLAR/QF - CANTELLI	40,229		0	0	0		0
ENMP MISO DA PURCH	218,973		0	0	0		0
ENMP MISO RT PURCH	21,002,790		0	0	0		0
ENO Paterson Solar/QF - ENO Paterson Solar	33,360		0	0	0		0
IRIS - 50 MW CAP CHG	2,506,243		0	0	0		0
IRIS Delivered	7,518,356		0	0	0		0
MICHOUD GLOBAL SOLAR/QF - MICHOUD GLOBAL SOLAR	52,328		0	0	0		0
MURRAY HYDRO	1,543,975		0	0	0		0
NOS SOLAR/QF - NOS SOLAR	602,973		0	0	0		0
OCCIDENTAL POWER SERVICES/BASE CAPACITY	4,070,870		0	0	0		0
OCCIDENTAL POWER SERVICES/DAY-AHEAD CALL	392,288		0	0	0		0
OCCIDENTAL POWER SERVICES/INTRA-DAY CALL OPTION	96,432		0	0	0		0
QF DWYER SOLAR/QF - DWYER SOLAR	5,190		0	0	0		0
QF TCI FRANCE SOLAR/QF - TCI FRANCE SOLAR	202,499		0	0	0		0
RTA CARROLLTON SOLAR/QF - RTA CARROLLTON SOLAR	13,268		0	0	0		0
STJAMES - 50 MW CAP CHG	1,043,311		0	0	0		0
STJAMES Delivered	3,129,489		0	0	0		0
TCI ALVAR ST SOLAR/QF - TCI ALVAR ST SOLAR	234,217		0	0	0		0
UNO SOLAR/QF - UNO SOLAR	94,134		0	0	0		0
Totals	717,506,081	400,847,593	0	0	0	316,642,787	15,701

Generating Unit	NO
ACADIA 2 - UPP from LA	4,343,089
ARK.NU 1 - UPP from AR	17,524,518
ARK.NU 2 - UPP from AR	13,616
INDEPN 1 - UPP from AR	218,376
L.GPSY 2 - UPP from LA	1,028,615
L.GPSY 3 - UPP from LA	462,527
MURRAY HYDRO - UPP from LA	1,543,975
NINEMI 4 - UPP from LA	4,486,964
NINEMI 6 - UPP from LA	24,351,448
OCCIDENTAL POWER	4,070,870
OCCIDENTAL POWER	392,288
OCCIDENTAL POWER	96,432
PERVIL 1 - UPP from LA	1,734,959
PERVIL 2 - UPP from LA	52,264
RVRBND 1 - UPP from LA	72,198,239
WATERF 2 - UPP from LA	355,853
WATERF 3 - UPP from LA	15,083,230
WATERF 4 - UPP from LA	11,790
Totals	147,969,053

Company / Type	KWH	Mills per KWH	Charge
ENMP MISO DA SALE	304,521,652	24.354417	7,416,447.28
ENMP MISO RT SALE	12,121,135	27.094346	328,414.23
Totals	316,642,787	24.459302	7,744,861.51

Source	NO
Owned Capability	
UNION	530.100
PERRYVILLE	3.472
WATERFORD	28.107
NO POWER STATION	129.700
LITTLE GYPSY	16.840
NINEMILE PT.	151.287
INDEPENDENCE	7.167
NO SOLAR STATION	20.000
ACADIA	6.689
ANO	50.624
ENO PATERSON SOLAR	1.000
WHITE BLUFF	20.013
Subtotal Owned Capability	964.999
Purchased Capacity	
GRAND GULF #1	213.741
GRAND GULF #1(RET/RP)	30.670
RIVERBEND 30	101.407
ST JAMES	20.000
OCCIDENTAL-OXYTAFT	9.200
MURRAY HYDRO	2.096
IRIS	50.000
Subtotal Purchased Capacity	427.114
Totals	1,392.113

	Sales(KWH)	Purchases(KWH)	Revenue(\$)	Expense(\$)
Purchases and Sales - Associated Companies				
ACADIA 2 - UPP from LA Desig. Energy	0	4,343,089	0.00	0.00
ARK.NU 1 - UPP from AR Desig. Energy	0	17,524,518	0.00	0.00
ARK.NU 2 - UPP from AR Desig. Energy	0	13,616	0.00	0.00
INDEPN 1 - UPP from AR Desig. Energy	0	218,376	0.00	0.00
L.GPSY 2 - UPP from LA Desig. Energy	0	1,028,615	0.00	0.00
L.GPSY 3 - UPP from LA Desig. Energy	0	462,527	0.00	0.00
MURRAY HYDRO - UPP from LA Desig. Energy	0	1,543,975	0.00	0.00
NINEMI 4 - UPP from LA Desig. Energy	0	4,486,964	0.00	0.00
NINEMI 6 - UPP from LA Desig. Energy	0	24,351,448	0.00	0.00
OCCIDENTAL POWER SERVICES/BASE CAPACITY - UPP from Desig.	0	4,070,870	0.00	0.00
OCCIDENTAL POWER SERVICES/DAY-AHEAD CALL OPTION - Desig.	0	392,288	0.00	0.00
OCCIDENTAL POWER SERVICES/INTRA-DAY CALL OPTION - Desig.	0	96,432	0.00	0.00
PERVIL 1 - UPP from LA Desig. Energy	0	1,734,959	0.00	0.00
PERVIL 2 - UPP from LA Desig. Energy	0	52,264	0.00	0.00
RVRBND 1 - UPP from LA Desig. Energy	0	72,198,239	0.00	0.00
WATERF 2 - UPP from LA Desig. Energy	0	355,853	0.00	0.00
WATERF 3 - UPP from LA Desig. Energy	0	15,083,230	0.00	0.00
WATERF 4 - UPP from LA Desig. Energy	0	11,790	0.00	0.00
Rev - UPP Purchases - KWH	0	(58,648)	0.00	0.00
Subtotal Purchases and Sales - Associated Companies	0	147,910,405	0.00	0.00

	Sales(KWH)	Purchases(KWH)	Revenue(\$)	Expense(\$)
Non-Associated Companies - Purchases				
IRIS - 50 MW CAP CHG	0	2,506,243	0.00	119,926.29
IRIS Delivered RE Energy	0	7,518,356	0.00	359,760.75
STJAMES - 50 MW CAP CHG	0	1,043,311	0.00	50,339.95
STJAMES Delivered RE Energy	0	3,129,489	0.00	150,998.00
IRIS - 50 MW - CAP CHG ADJUSTMENT	0	0	0.00	12,717.65
IRIS - 50 MW - CAP CHG ADJUSTMENT KWH	0	265,432	0.00	0.00
IRIS - ENERGY ADJUSTMENT	0	0	0.00	38,171.07
IRIS - ENERGY ADJUSTMENT KWH	0	796,670	0.00	0.00
Rev 202508 Purchases Iris CAP CHG	0	0	0.00	0.83
Rev 202508 Purchases Iris CAP CHG KWH	0	1,020	0.00	0.00
Rev 202508 Purchases Iris RE ADJ CHG	0	0	0.00	1.46
Rev 202508 Purchases Iris RE ENG ADJ KWH	0	3,038	0.00	0.00
Rev 202508 Purchases Iris Scheduled ENG CHG	0	0	0.00	1.01
Rev 202508 Purchases Iris Scheduled ENG CHG KWH	0	22	0.00	0.00
Rev 202508 Purchases St James CAP CHG	0	0	0.00	(4.40)
Rev 202508 Purchases St James Energy ADJ CHG	0	0	0.00	(13.20)
Rev 202509 Purchases Iris CAP CHG	0	0	0.00	(11.63)
Rev 202509 Purchases Iris RE ADJ CHG	0	0	0.00	(35.53)
Rev 202509 Purchases Iris RE ENG ADJ KWH	0	(14)	0.00	0.00
Rev 202509 Purchases Iris Scheduled ENG CHG	0	0	0.00	0.65
Rev 202509 Purchases Iris Scheduled ENG CHG KWH	0	14	0.00	0.00
Rev 202509 Purchases St James Energy ADJ CHG	0	0	0.00	(0.01)
Rev 202512 Purchases Iris CAP CHG	0	0	0.00	(124.35)
Rev 202512 Purchases Iris RE ADJ CHG	0	0	0.00	(383.83)
Rev 202512 Purchases Iris RE ENG ADJ KWH	0	(228)	0.00	0.00
Rev 202512 Purchases Iris Scheduled ENG CHG	0	0	0.00	10.79
Rev 202512 Purchases Iris Scheduled ENG CHG KWH	0	228	0.00	0.00
Rev 202603 Purchases Iris CAP CHG	0	0	0.00	883.18
Rev 202603 Purchases Iris CAP CHG KWH	0	20,003	0.00	0.00
Rev 202603 Purchases Iris RE ADJ CHG	0	0	0.00	(21,861.45)
Rev 202603 Purchases Iris RE ENG ADJ KWH	0	(452,226)	0.00	0.00
Rev 202603 Purchases Iris Scheduled ENG CHG	0	0	0.00	24,511.00
Rev 202603 Purchases Iris Scheduled ENG CHG KWH	0	512,236	0.00	0.00
Rev 202603 Purchases St James CAP CHG	0	0	0.00	255.09
Rev 202603 Purchases St James CAP CHG KWH	0	5,250	0.00	0.00
Rev 202603 Purchases St James Energy ADJ CHG	0	0	0.00	765.29
Rev 202603 Purchases St James Scheduled ENG CHG KWH	0	15,750	0.00	0.00
STJAMES - 20 MW - CAP CHG ADJUSTMENT	0	0	0.00	6,716.94
STJAMES - 20 MW - CAP CHG ADJUSTMENT KWH	0	139,164	0.00	0.00
STJAMES - ENERGY ADJUSTMENT	0	0	0.00	20,172.67
STJAMES - ENERGY ADJUSTMENT KWH	0	417,936	0.00	0.00
Subtotal Non-Associated Companies - Purchases	0	15,921,694	0.00	762,798.22

	Sales(KWH)	Purchases(KWH)	Revenue(\$)	Expense(\$)
Non-Associated Companies - MISO				

	Sales(KWH)	Purchases(KWH)	Revenue(\$)	Expense(\$)
ENMP MISO DA Purchases	0	218,973	0.00	20,736.54
ENMP MISO DA Sales	304,521,652	0	7,416,447.28	0.00
ENMP MISO RT Purchases	0	21,002,790	0.00	445,246.57
ENMP MISO RT Sales	12,121,135	0	328,414.23	0.00
MISO Admin	0	0	0.00	94,272.70
MISO Admin Sched 24	0	0	0.00	13,269.67
MISO Ancillaries	0	0	32,435.47	0.00
MISO Congestion	0	0	791,796.06	0.00
MISO Congestion_ARR	0	0	0.00	7,348.32
MISO Losses	0	0	0.00	72,561.21
MISO Other Charges	0	0	783.62	0.00
MISO Resource Adequacy Auction Revenue	0	0	390,768.97	0.00
MISO Uplift	0	0	0.00	203,253.11
Rev 202508 MISO Admin Sched 24	0	0	0.00	0.05
Rev 202508 MISO Ancillaries	0	0	0.00	0.27
Rev 202508 MISO Congestion	0	0	(523.07)	0.00
Rev 202508 MISO Losses	0	0	(7.38)	0.00
Rev 202508 MISO Other Charges	0	0	0.00	(523.06)
Rev 202508 MISO Uplift	0	0	0.00	(3.21)
Rev 202509 MISO Admin Sched 24	0	0	0.00	0.05
Rev 202509 MISO Ancillaries	0	0	0.00	0.94
Rev 202509 MISO Losses	0	0	(0.64)	0.00
Rev 202509 MISO Other Charges	0	0	0.00	0.03
Rev 202509 MISO Uplift	0	0	0.00	(7.41)
Rev 202512 MISO Admin Sched 24	0	0	0.00	16.30
Rev 202512 MISO Ancillaries	0	0	(161.17)	0.00
Rev 202512 MISO Congestion AAR	0	0	0.00	(272.91)
Rev 202512 MISO Losses	0	0	0.00	(1,923.62)
Rev 202512 MISO Other Admin	0	0	0.00	(17.95)
Rev 202512 MISO Other Charges	0	0	0.00	(0.07)
Rev 202512 MISO Purchases	0	0	0.00	(5,735.63)
Rev 202512 MISO Purchases KWH	0	(189,655)	0.00	0.00
Rev 202512 MISO Rsrce Adqcy Auc	0	0	0.00	98,455.72
Rev 202512 MISO Sales	0	0	88.03	0.00
Rev 202512 MISO Sales KWH	(1,729)	0	0.00	0.00
Rev 202512 MISO Uplift	0	0	(18,784.46)	0.00
Rev 202603 MISO Admin Sched 24	0	0	10.74	0.00
Rev 202603 MISO Ancillaries	0	0	0.00	5,616.25
Rev 202603 MISO Congestion	0	0	0.00	7,124.02
Rev 202603 MISO Congestion AAR	0	0	0.00	(121.00)
Rev 202603 MISO Losses	0	0	(11,835.15)	0.00
Rev 202603 MISO Other Admin	0	0	0.00	(4.72)
Rev 202603 MISO Other Charges	0	0	0.00	0.01
Rev 202603 MISO Purchases	0	0	0.00	1,498.44
Rev 202603 MISO Purchases KWH	0	60,669	0.00	0.00
Rev 202603 MISO Rsrce Adqcy Auc	0	0	0.00	0.07
Rev 202603 MISO Sales	0	0	35,738.20	0.00
Rev 202603 MISO Sales KWH	1,266,731	0	0.00	0.00
Rev 202603 MISO Uplift	0	0	(40,847.39)	0.00
Subtotal Non-Associated Companies - MISO	317,907,789	21,092,777	8,924,323.34	960,790.69
Non-MISO Subtotals	0	163,832,099	0.00	762,798.22
MISO Subtotals	317,907,789	21,092,777	8,924,323.34	960,790.69
Totals	317,907,789	184,924,876	8,924,323.34	1,723,588.91
NO Receivable from Entergy New Orleans, Inc. to Non-MISO				762,798.22
NO Payable to Entergy New Orleans, Inc. from MISO				7,963,532.65
NO Payable to Entergy New Orleans, Inc.				7,200,734.43